



Örsjö

# Products

Tip: Click on a product to navigate and use the logo to return to this page.

Andromeda



Aria



Boa



Butler



Butler



Butler



C627



Cake



Cirkus



Galax



Ginko



Hobo



Karamell



Konkret



Kvist



Kvist



Lean



Libreria



Libreria



Lykta



---

Minipoint



---

Minipoint



---

Minipoint



---

Moon



---

Mushroom




---

Mushroom



---

Oxid



---

Pebble



---

Pin



---

PJ50



---

PJ52



---

PJ60



---

PJ65



---

PJ70



---

PJ71



---

PJ72



---

PJ80



---

Plissé



---

Precious



---

Puck



---

Puck



---

Puck



---

Puck



---

Puck



---

Puck



Punkt



Ranka



Ray



Skyline




Skyline



Skyline



Star



Star



Star 1



Star 1



Star 1



Stardust



Streck



Streck



Streck



Streck



Streck



Streck



Streck



Stripe



Sun



Talk



Talk



Talk



Tell



---

Terrace



---

The Crown



---

Tratten



---

Tratten



---

Vinge



---

Visir



---

Visir Ambience



---

Visir



---

Visir Multi Ch...







# Andromeda

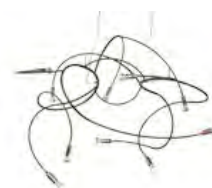
Andromeda is a premium chandelier by Jonas Bohlin. With its organic soft shape and ten softly rounded arms, the advanced handicraft and material skills of Örsjö are challenged.



White Structure RAL  
9016



Red Structure RAL 3001



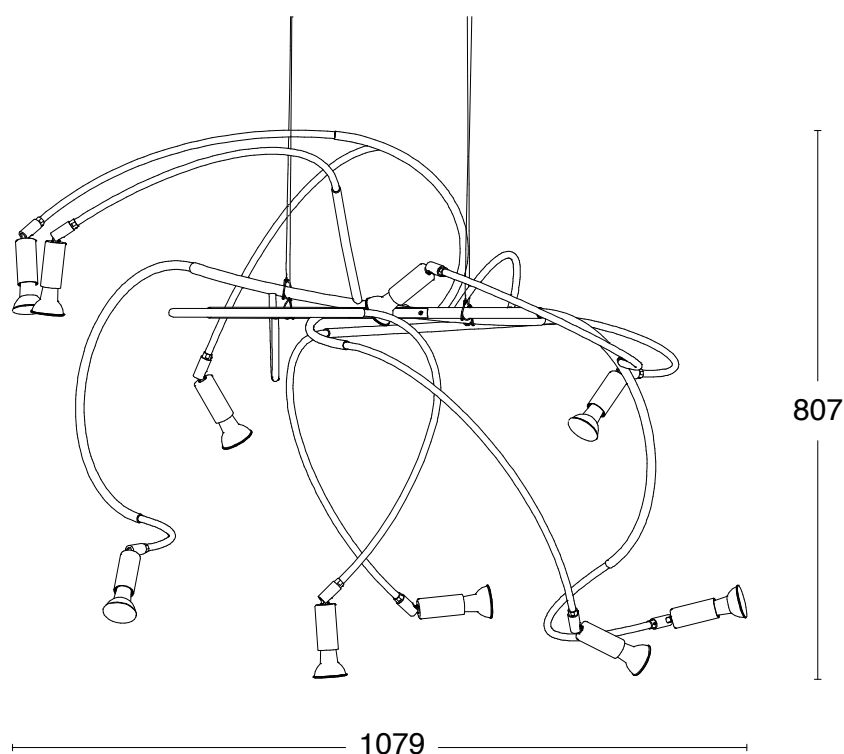
Olive Green Structure  
RAL 6003

# Specifications

## TECHNICAL SPECIFICATION

Designer	Jonas Bohlin
Electrical data	Class I IP20 230V
Description	Powder coated in three colours, with transparent cord and wire suspension for hanging in ceiling
Connection	6 m transparent cable, ceiling plug not included
Mounting	Wire suspension included
Lightsource	10 x LED E14 2700 K 350 lm CRI>90 , 10 x LED E14 2700K 470lm CRI>80
Socket	E14

# Dimensions







# Aria

Aria is an elegant modern series with a name that strikes the right note. Aria was originally designed for the Operakällaren restaurant in connection with a major renovation of the premises in 2005



Stainless Steel



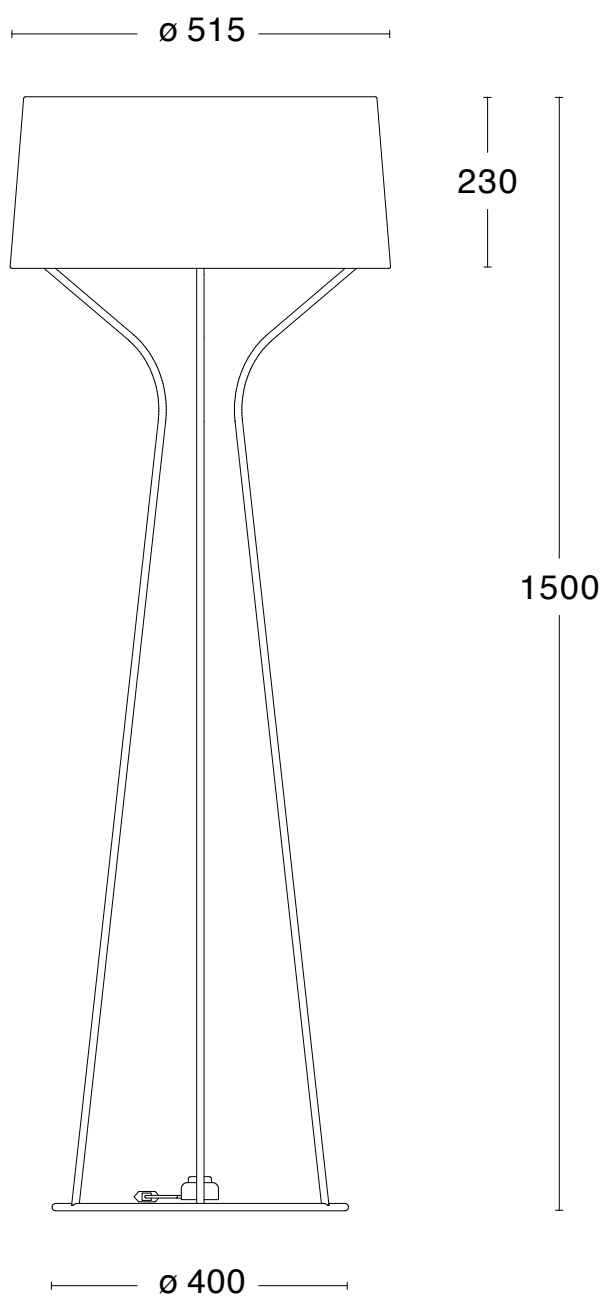
Black Enamel RAL9005

# Specifications

## TECHNICAL SPECIFICATION

Designer	Claesson Koivisto Rune
Electrical data	Class II IP20 230V
Description	Frame in stainless steel or powder coated in black. Upper and lower glare shield in blasted glass. Shade in mesh fabric.
Connection	2,5 m transparent cable, switch and plug included
Lightsource	1 x LED E27 2700K 806lm CRI>80
Socket	E27
Weight	9 kg
Volume	0.5 m <sup>3</sup>

# Dimensions





# Boa

With the use of fine leather from local producers, Boa pendant has a strong character and fits in all types of spaces. Like the snake, Boa curls in and provides us with light. Boa is designed by architects Gert Wingårdh and Sara Helder.



Black Leather

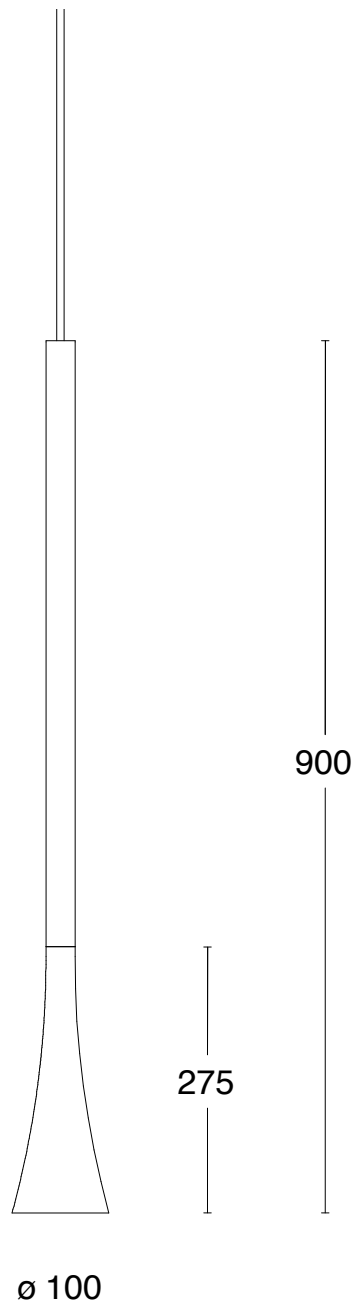
# Specifications

## TECHNICAL SPECIFICATION

Designer	Gert Wingårdh & Sara Helder
Electrical data	Class II IP20 230V
Description	Steel constuction covered with fine black leather. Copper inside of shade
Connection	2,5 m textile cord , ceiling plug not included
Mounting	Hook in ceiling
Lightsource	1 x LED GU10 2700K 350lm CRI>90 (Included)
Socket	GU10



# Dimensions





# Butler

The Swedish architect and designer Joel Karlsson found inspiration for his Butler series in the Victorian era, when little quirks and foibles of design that add character and charisma were the rule rather than the exception.



Rough Brass



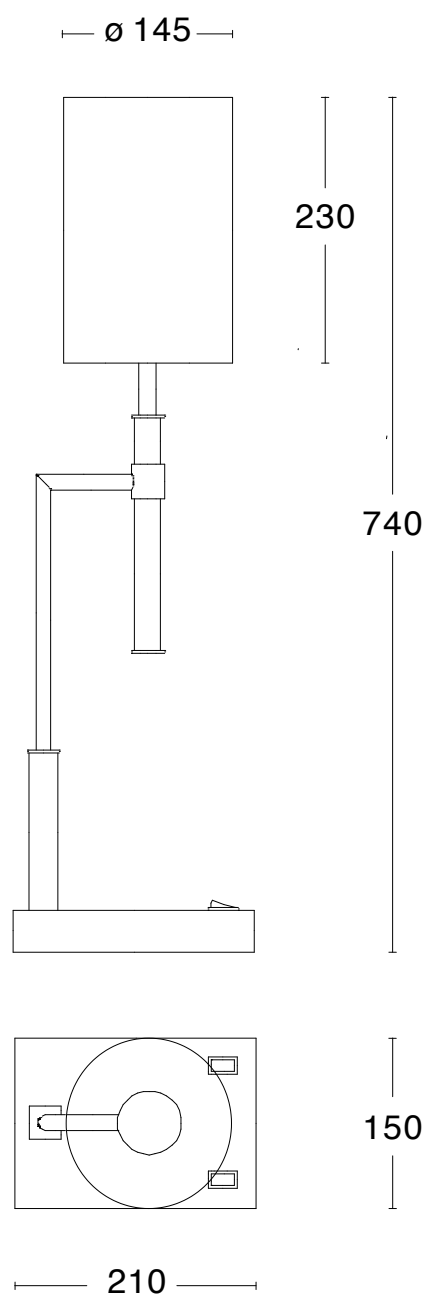
Black RAL9005

# Specifications

## TECHNICAL SPECIFICATION

Designer	Joel Karlsson
Electrical data	Class II IP20 230V
Description	Frame in powdercoated metal or rough brass. Both general and reading lighting, the general lighting has a shade in fabric and the reading light is directable with a leather coated arm.
Connection	2,5 m cable, plug included
Lightsources	1 x LED E27 2700K 806lm CRI>80 , 1 x Integrated LED 3000K 103lm CRI>90 (Included)
Socket	E27
Weight	4 kg
Volume	0.1 m <sup>3</sup>

# Dimensions





# Butler

The Swedish architect and designer Joel Karlsson found inspiration for his Butler series in the Victorian era, when little quirks and foibles of design that add character and charisma were the rule rather than the exception.



Black RAL9005



Rough Brass

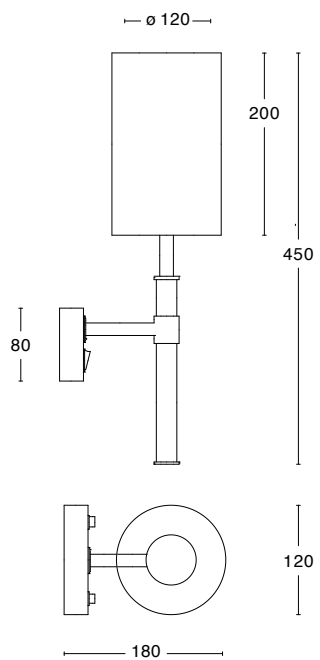


# Specifications

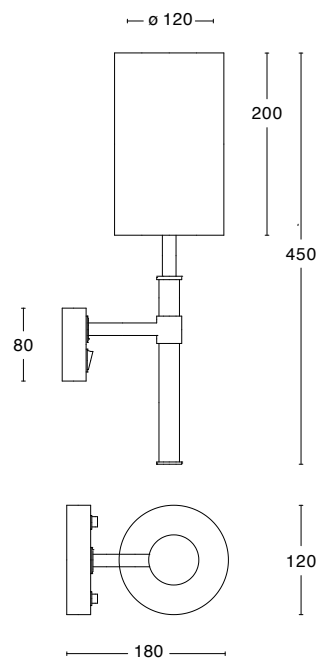
## TECHNICAL SPECIFICATION

Designer	Joel Karlsson
Electrical data	Class I IP20 230V
Description	Frame in powdercoated metal or rough brass. Both general and reading lighting, the general lighting has a shade in fabric and the reading light is directable with a leather coated arm.
Connection	2,5 m cable plug included or terminal block 3x2.5 mm <sup>2</sup> with option for further extensions
Mounting	Fixed or cable included
Lightsource	1 x LED E27 2700K 806lm CRI>80 , 1 x Integrated LED 3000K 103lm CRI>90 (Included)
Socket	E27
Weight	2 kg
Volume	0.02 m <sup>3</sup>

# Dimensions



Hard Wired



External Cable



# Butler

The Swedish architect and designer Joel Karlsson found inspiration for his Butler series in the Victorian era, when little quirks and foibles of design that add character and charisma were the rule rather than the exception



Rough Brass



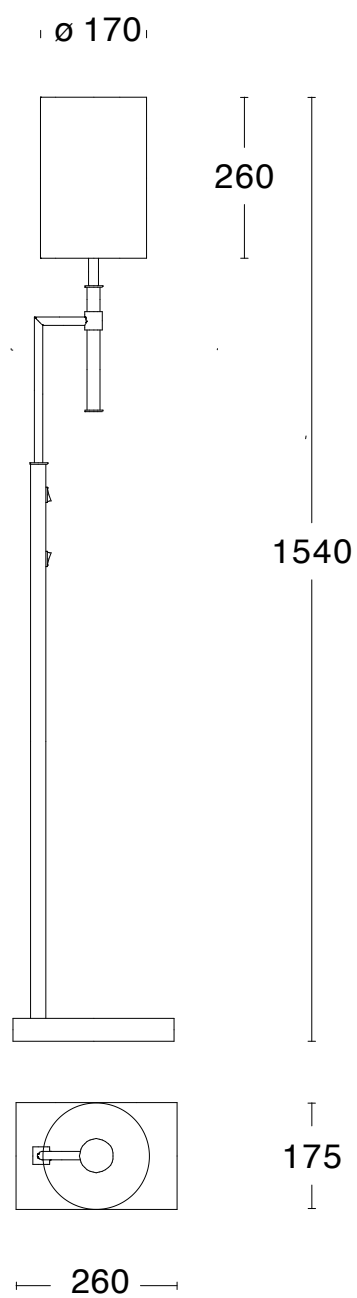
Black RAL9005

# Specifications

## TECHNICAL SPECIFICATION

Designer	Joel Karlsson
Electrical data	Class II IP20 230V
Description	Frame in powdercoated metal or rough brass. Both general and reading lighting, the general lighting has a shade in fabric and the reading light is directable with a leather coated arm.
Connection	2,5 m cable, plug included
Lightsources	1 x LED E27 2700K 806lm CRI>80 , 1 x Integrated LED 3000K 103lm CRI>90 (Included)
Socket	E27
Weight	8 kg
Volume	0.19 m <sup>3</sup>

# Dimensions







# C627

The C627, often called "Rulle", outdoor light is a classic outdoor wall lamp in original design by Hans-Agne Jakobsson from the 60's. It features a cylindric lampshade that is connected to a circular fixation. Comes in raw brass and copper that will develop a beautiful patina over the years.



Big, Raw Copper



Big, Rough Brass



Small, Raw Copper



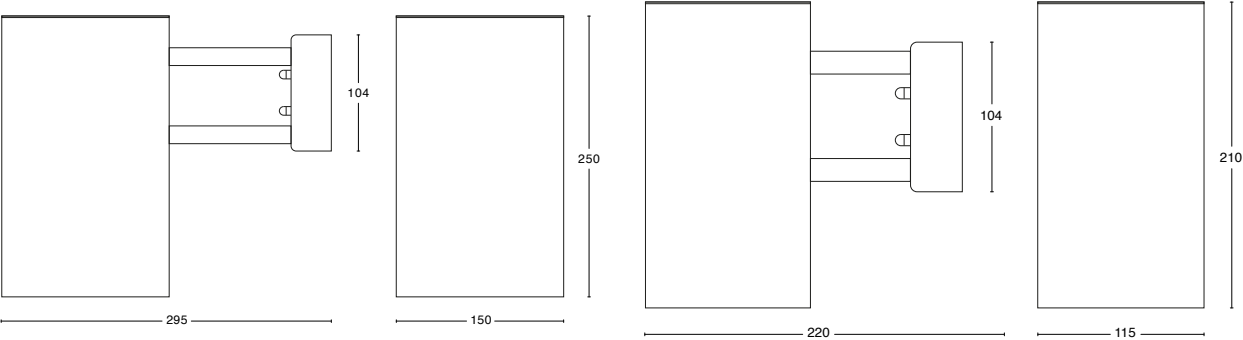
Small, Rough Brass

# Specifications

## TECHNICAL SPECIFICATION

Designer	Hans-Agne Jakobsson
Electrical data	Class I IP23 230V
Description	Raw copper or brass in two sizes
Connection	Fixed mounting
Mounting	Fixed installation to the wall
Lightsource	1 x LED E27 350lm CRI>90
Socket	E27

# Dimensions



Large

Small





# Cake

“There is a lack of high quality copper and brass outdoor luminaires on the market, and with Örsjö’s recognized craftsmanship, Cake can contribute to fill this gap and become something new and justified”, Lars Bülow says.



High, Raw Copper



High, Rough Brass



Low, Raw Copper



Low, Rough Brass

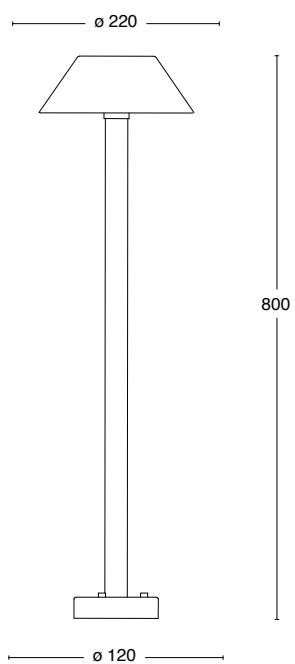
# Specifications

## TECHNICAL SPECIFICATION

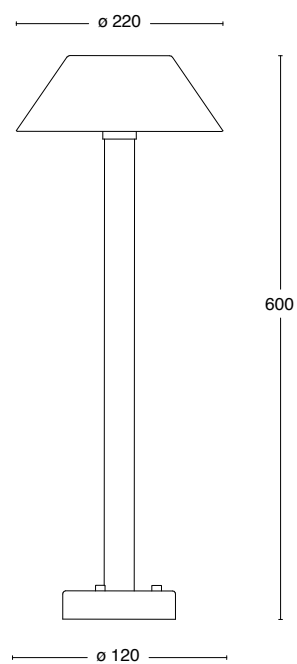
Designer	Sandin & Bülow
Electrical data	Class 1 IP55 230 V
Description	Outdoor bollard in two heights, 600 mm and 800 mm. Fixation directly on to surface or by using additional fixation fitting
Connection	Fixed mounting
Lightsource	1 x Intedrated LED 2700K 1050lm CRI>90 (Included)



# Dimensions



High



Low



# Cirkus

Cirkus is an impressive piece and was originally designed by Jonas Bohlin for the famous restaurant Riche at Östermalm in Stockholm. Choose from two different shades, one plain white and one experimental with hand-sewn textile flies on the shade.



Off-White Xorel Shade  
With Flies



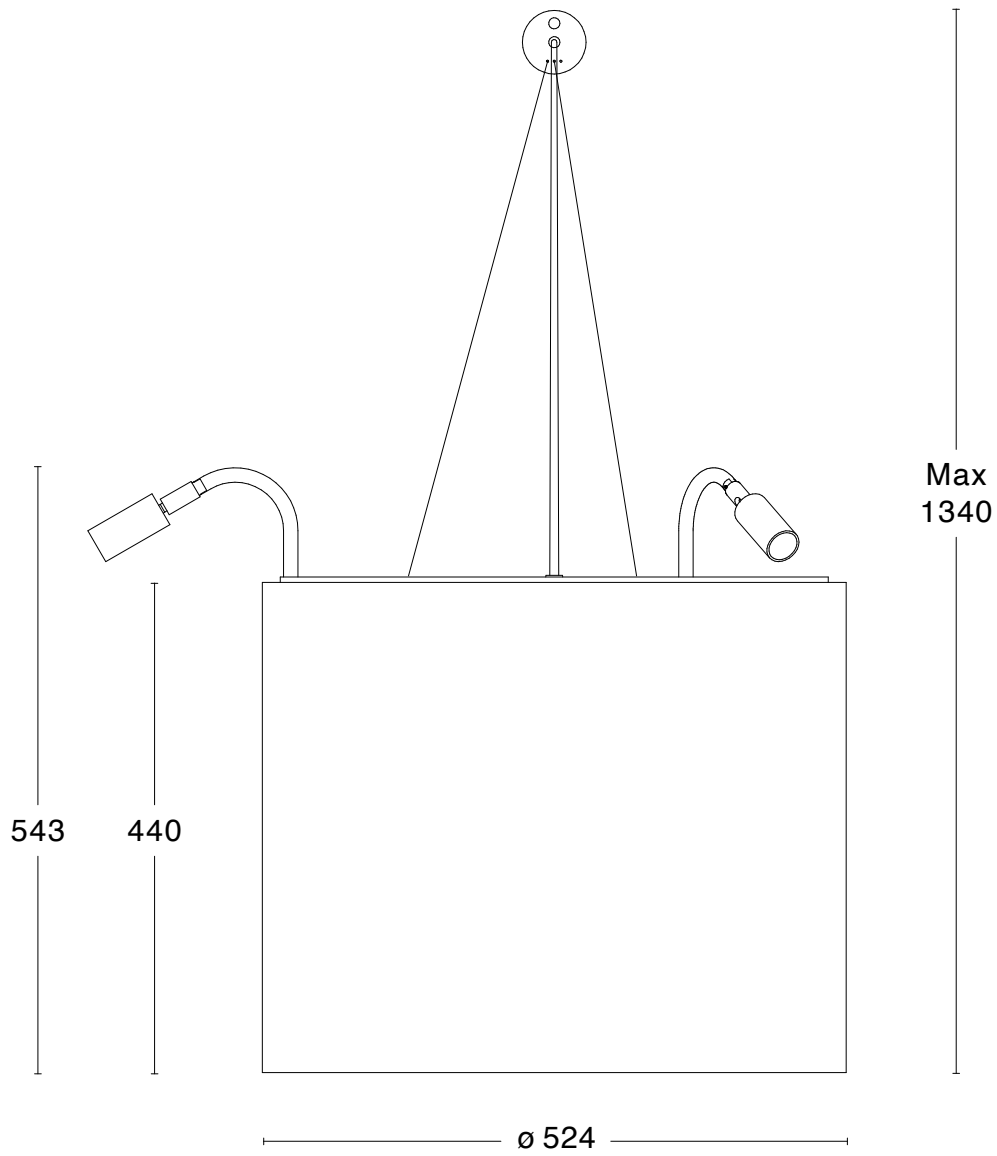
Plain Off-White Xorel  
Shade

# Specifications

## TECHNICAL SPECIFICATION

Designer	Jonas Bohlin
Electrical data	Class I IP20 230V
Description	Base in naturally oxidised brass. Three adjustable spots and four lamps as main light. Wire suspension included.
Connection	1,5 m transparent cable , ceiling plug not included
Mounting	Hook in ceiling
Lightsource	1 x LED E27 2700K 1035lm CRI>90 , 3 x LED E14 2700 K 350 lm CRI>90 , 3 x LED E27 2700K 806lm CRI<80 Dim to Warm
Socket	E27, E14
Volume	0.34 m <sup>3</sup>

# Dimensions





# Galax

Galax was designed by Jonas Bohlin in 2002. The construction consists of two LED light sources with two separate switches—one for the reading lamp, the other for a wide beam—with a dimmable LED lamp placed up in the very top.



Rough Brass



Black Structure  
Lacquer RAL9005

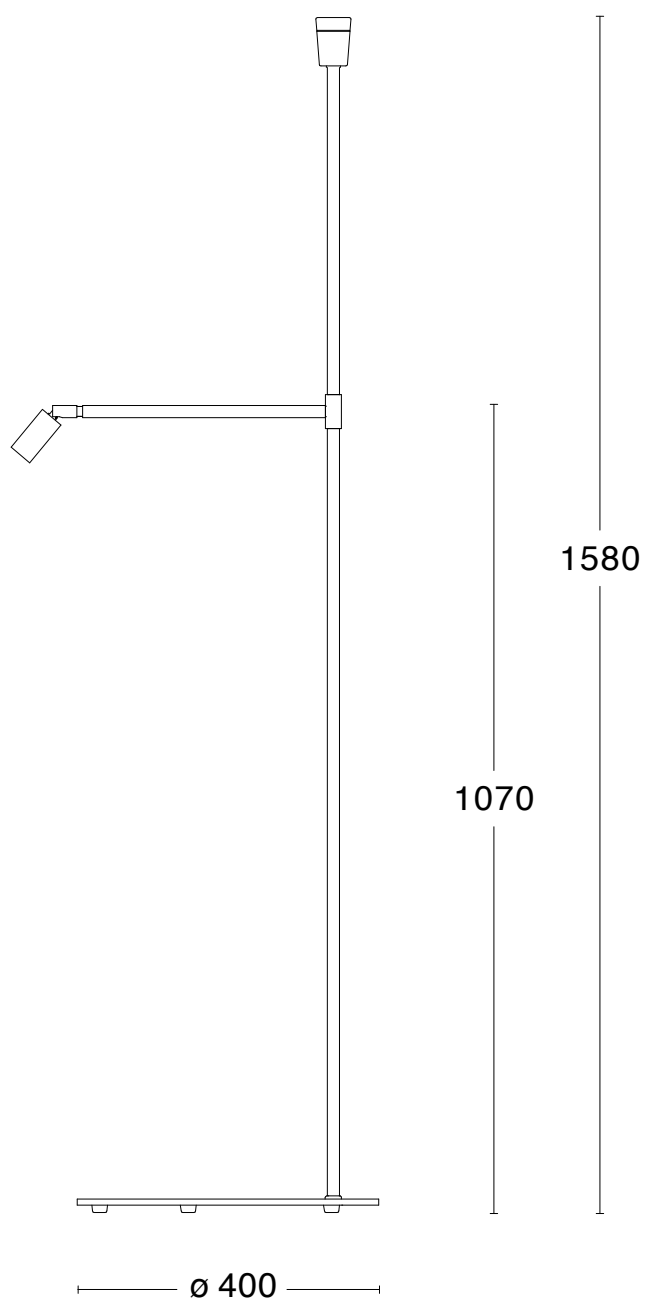


# Specifications

## TECHNICAL SPECIFICATION

Designer	Jonas Bohlin
Electrical data	Class I IP20 230V
Description	Frame in raw brass or powdercoated black. Porcelain socket. Separate switch on adjustable spot. Floor switch with dimmer for upward lamp.
Connection	3 m black cable dimmer and earthed plug included
Lightsource	1 x LED E27 2700K 1035lm CRI>90 , 1 x LED GU10 2700K 350lm CRI>90
Socket	E27, GU10
Weight	17 kg
Volume	0.45 m <sup>3</sup>

# Dimensions





# Ginko

Ginko was designed by Norway Says in 2009. The lamp's name is an acknowledgement of the inspiration the design derives from the leaves of the maidenhair tree (Ginkgo Biloba).



White RAL 9016



Warm Grey RAL  
7032



Pine Green RAL  
6028



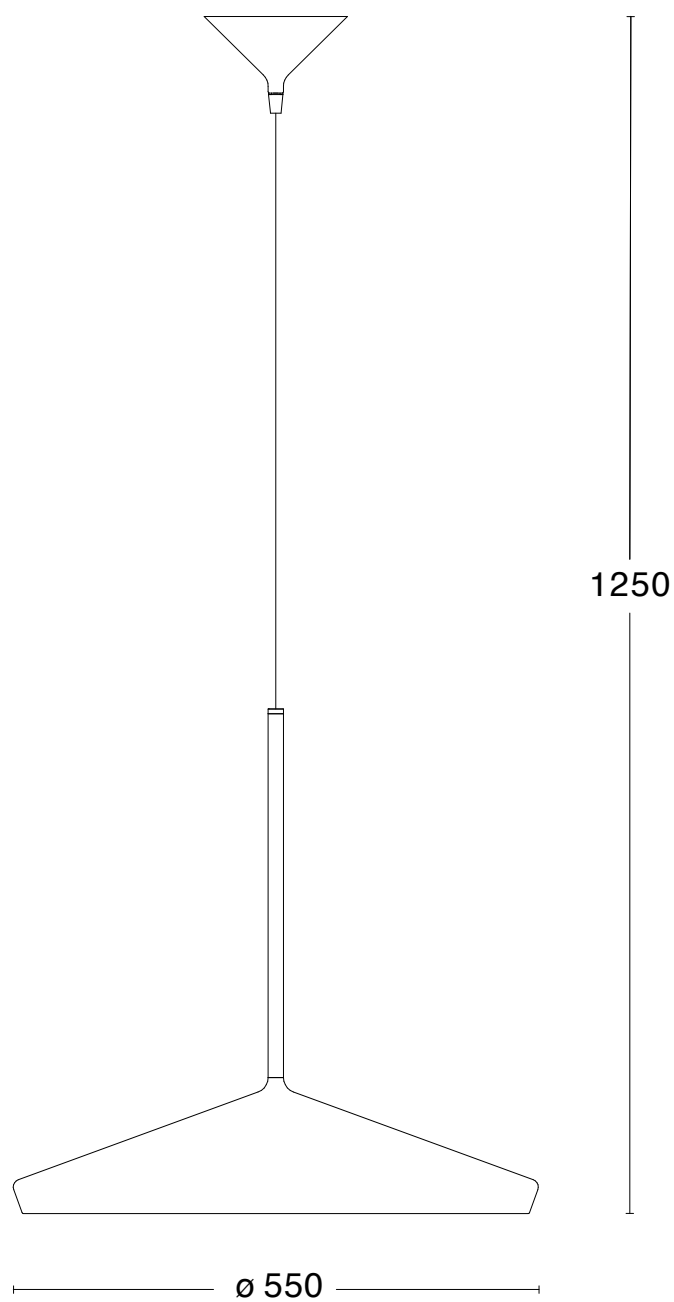
Matte Black RAL  
7016

# Specifications

## TECHNICAL SPECIFICATION

Designer	Norway Says
Electrical data	Class I IP20 230V
Description	Ceiling cup and shade in matching colour. Colour matched textile cord. Glare shield in opal plastic
Connection	1 m cable , ceiling plug not included
Mounting	Hook in ceiling
Lightsource	1 x Integrated LED 2700K 2400lm CRI>90 (Included)
Weight	7 kg
Volume	0.22 m <sup>3</sup>

# Dimensions







# Hobo

The name Hobo refers to the old handicraft "luffarslöjd," which were metalcrafts made by travelling workers many years ago in the Småland region of Sweden, home of the Swedish glass industry.



Rough Brass, Small



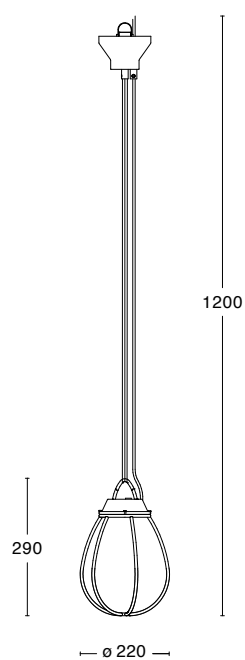
Rough Brass, Large

# Specifications

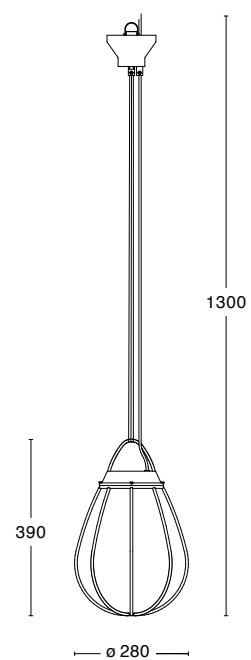
## TECHNICAL SPECIFICATION

Designer	Gustaf Nordenskiöld
Electrical data	Class I IP20 230V
Description	Ceiling cup and basket in rough brass. Opaque blown glass is formed into basket construction. Coloured rope suspension. Golden textile cord
Connection	1,3 m gold textile cable. Ceiling plug not included
Mounting	Hook in ceiling
Lightsource	1 x Integrated LED 2700K 440lm CRI>80 (Included)
Weight	4 kg
Volume	0.09 m <sup>3</sup>

# Dimensions



Small



Large



# Karamell

The pendant lamp Karamell gives a delicate light to the table when guests gather around, and it holds the wine glasses close at hand whenever an opportunity to make a toast comes along.



Rough Brass

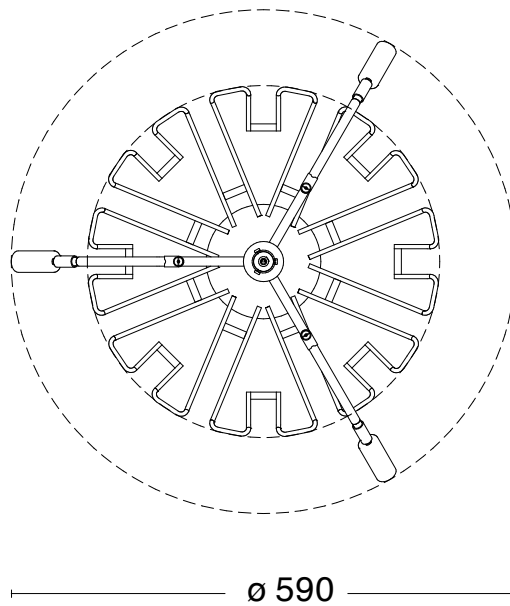
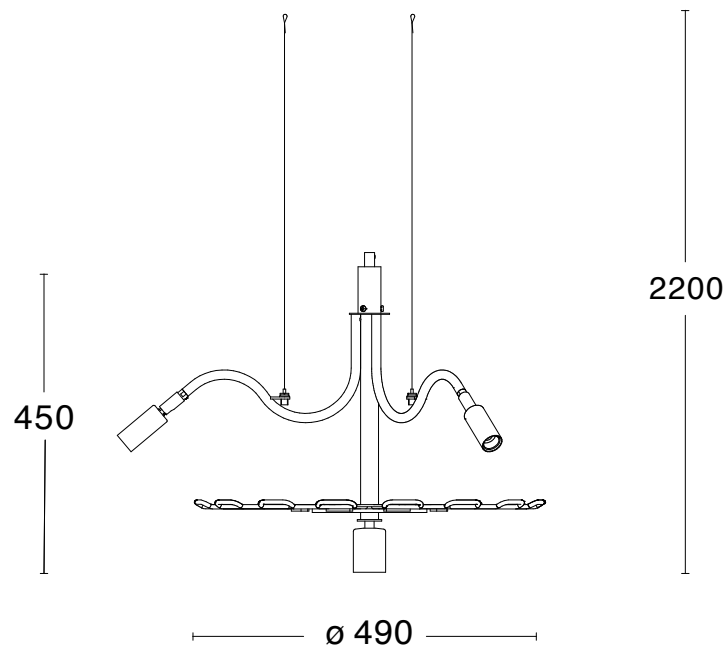
# Specifications

## TECHNICAL SPECIFICATION

Designer	Jonas Bohlin
Electrical data	Class I IP20 230V
Description	Glass hanger for 16 glasses. 2 m wire suspension with loop 3 E14 LED spots and a central E27LED spot
Connection	2 m transparent cable, ceiling plug not included
Mounting	Hook in ceiling
Lightsource	3 x LED E14 2700 K 350 lm CRI>90 , 1 x LED E27 2700K 470lm CRI>80
Socket	E14, E27
Weight	7 kg
Volume	0.22 m <sup>3</sup>



# Dimensions





# Konkret

Konkret is a series that puts its constituent material to the test. "I wanted to challenge the way we use wood as a material for lights and show how the texture of the material can be changed through its design and how this also creates a natural and warm light," says Jonas Edvard.



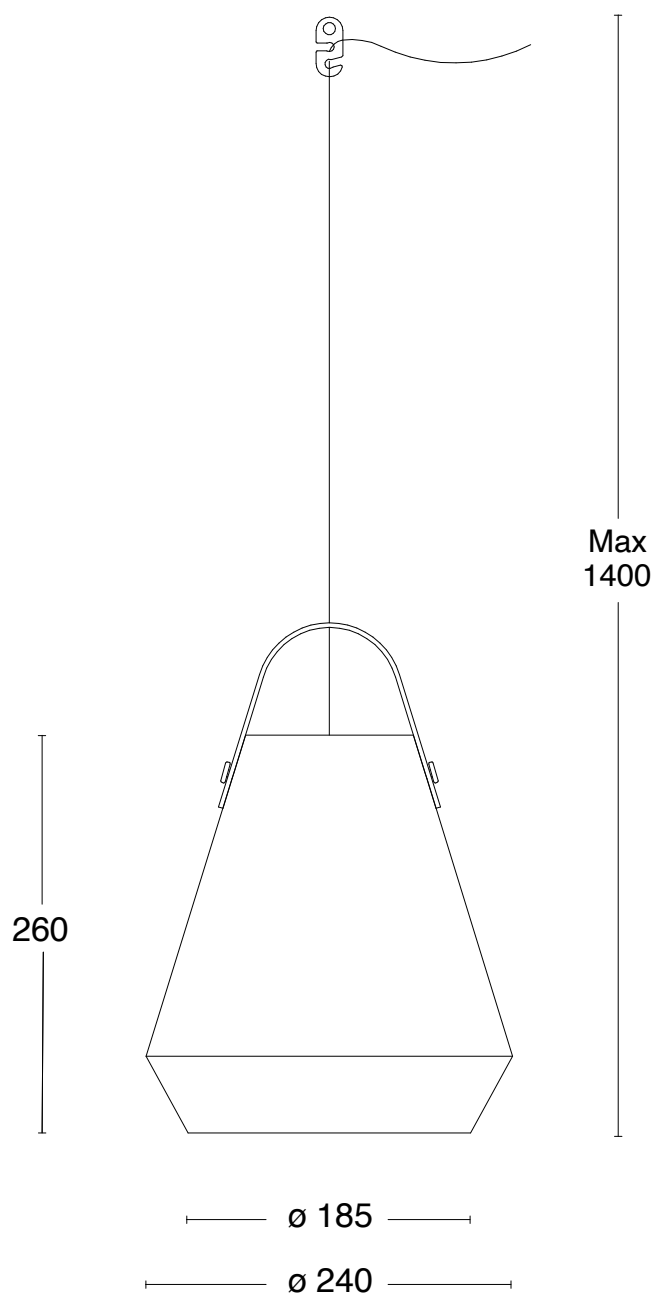
Ashwood Veneer

# Specifications

## TECHNICAL SPECIFICATION

Designer	Jonas Edvard
Electrical data	Class II IP20 230V
Description	Black stained ash wood veneer. Leather strap. Black textile cord
Connection	1, 4 m textile cord. Ceiling plug not included
Mounting	Hook in ceiling
Lightsource	1 x LED E27 2700K 806lm CRI>80
Socket	E27
Weight	2 kg
Volume	0.05 m <sup>3</sup>

# Dimensions





# Kvist

Inspired by a birch twig, Kvist is the result of a collaboration between Jonas Bohlin and Örsjö Belysning. It is a product that has become a contemporary classic and something of a hallmark for the Örsjö brand.



Rough  
Copper



White  
Structure  
RAL  
9016



Rough  
Brass



Nickel  
Plated  
Brass



Black  
RAL9005



Rough  
Steel



Brushed  
Brass



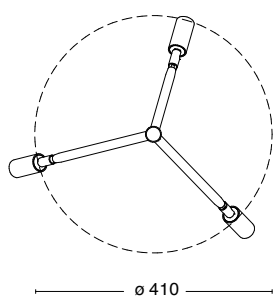
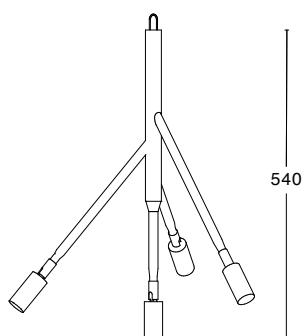
# Specifications

## TECHNICAL SPECIFICATION

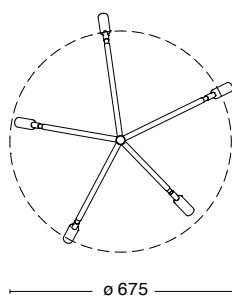
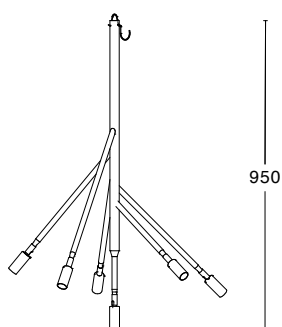
Designer	Jonas Bohlin
Electrical data	Class I IP20 230V
Description	Silver soldering construction. Hook designed for wrapping cord. Use hook (P264) or wire for longer suspension. Variations in colour and finish may occur on raw versions.
Connection	5 meter transparent cable. Plug not included
Mounting	Hook in ceiling
Lightsource	4 x LED E14 2700 K 350 lm CRI>90 , 4 x LED E14 2700K 470lm CRI>80
Socket	E14
Weight	4 kg
Volume	0.1 m <sup>3</sup>



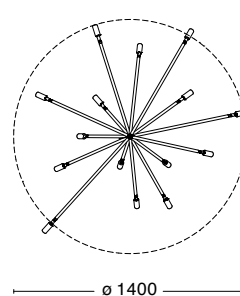
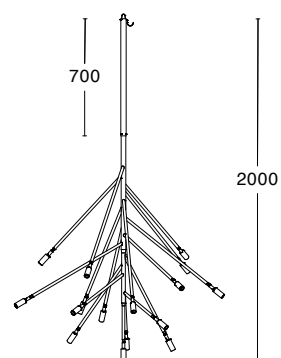
# Dimensions



4



6



16

For more info, visit our website



# Kvist

Inspired by a birch twig, Kvist is the result of a collaboration between Jonas Bohlin and Örsjö Belysning. It is a product that has become a contemporary classic and something of a hallmark for the Örsjö brand.



Raw Steel / Black  
Structure RAL  
9005



Rough Copper /  
Black Structure  
RAL 9005



Nickel-Plated  
Brass / Black  
Structure RAL  
9005




Rough Brass / Black  
Structure RAL 9005

# Specifications

## TECHNICAL SPECIFICATION

Designer	Jonas Bohlin
Electrical data	Class I IP20 230V
Description	Silver soldered construction. Foot dimmer switch on the cable
Connection	3 m black cable dimmer and earthed plug included
Lightsource	4 x LED E14 2700 K 350 lm CRI>90 , 4 x LED E14 2700K 470lm CRI>80
Socket	E14
Weight	16 kg
Volume	0.35 m <sup>3</sup>

# Dimensions





# Lean

Lean takes its inspiration from 1950s Scandinavian design. The series, created by Jenny Bäck, combines sleek, slender lines with the slightly more industrial expressions of untreated brass, rubber tubing, and a boldly formed foot.



Black Structure RAL  
9005 / Rough Brass

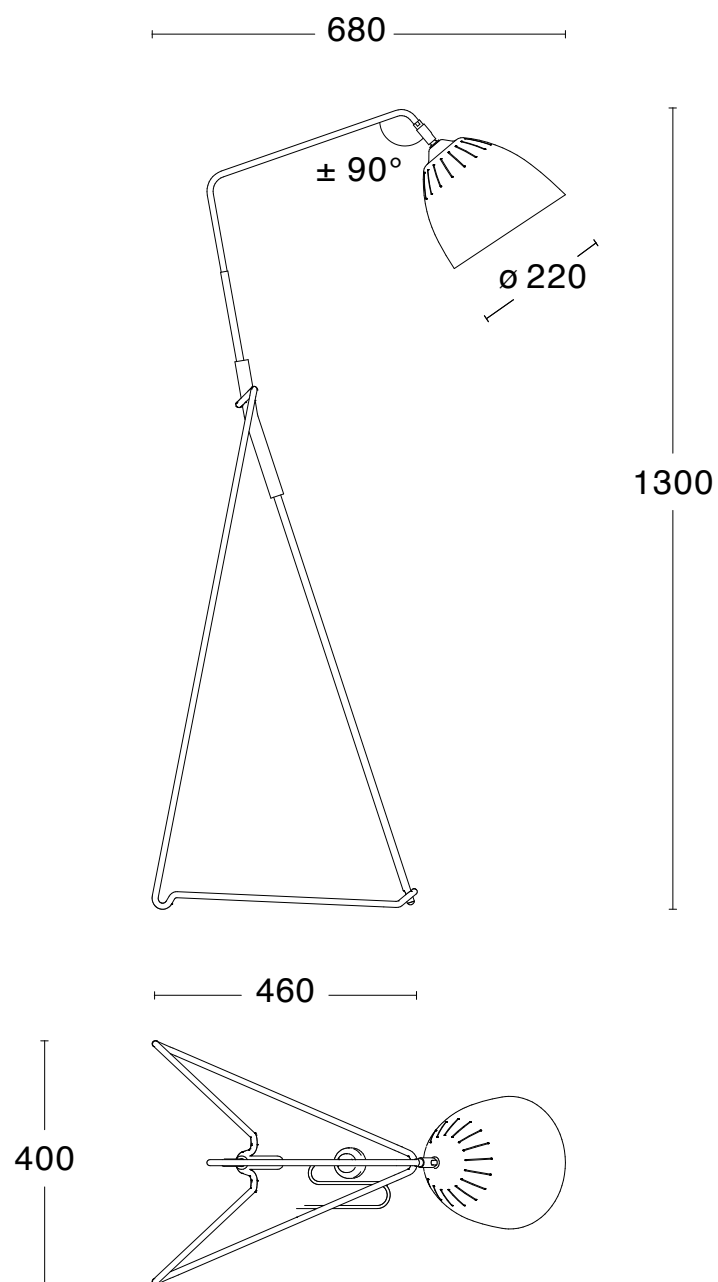
# Specifications

## TECHNICAL SPECIFICATION

Designer	Jenny Bäck
Electrical data	Class II IP20 230V
Description	Adjustable arm and shade. Frame in raw brass and powder coat with rubber detail
Connection	2 m textile cord switch and plug included
Lightsource	1 x LED E27 2700K 806lm CRI>80
Socket	E27
Weight	5 kg
Volume	0.19 m <sup>3</sup>



# Dimensions





# Libreria

Libreria was designed by duo Folkform with the interiors of libraries in mind and was launched at an exhibition in an old book bindery during Salone di Mobile in Milan in 2017.



Black RAL 9005



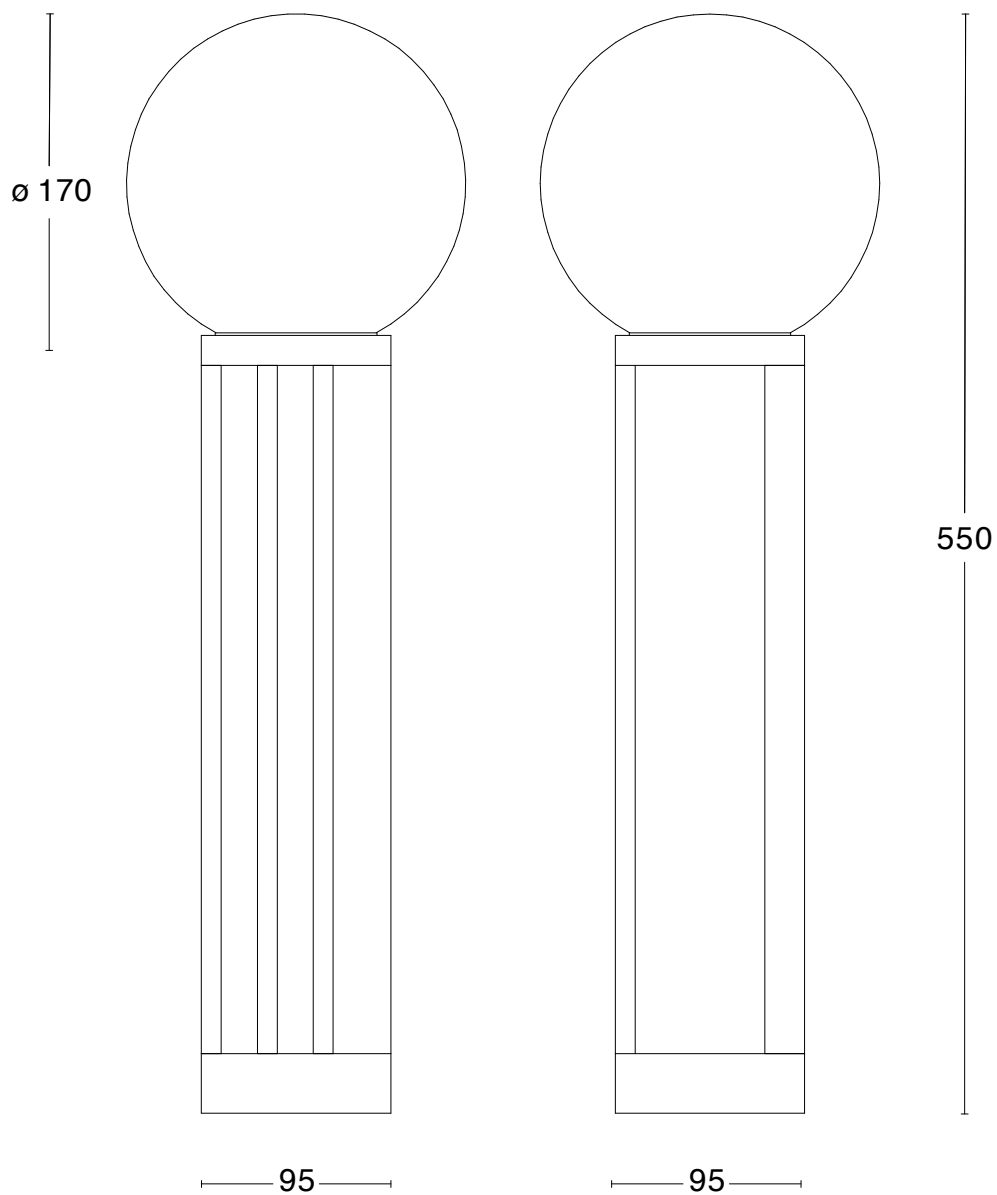
White RAL 9016

# Specifications

## TECHNICAL SPECIFICATION

Designer	Folkform
Electrical data	Class II IP20 230V
Description	Powder coated steel frame and opaque glass shade.
Connection	2 m textile cord switch and plug included
Lightsource	1 x LED E27 2700K 250lm CRI>80
Socket	E27
Weight	5 kg
Volume	0.09 m <sup>3</sup>

# Dimensions





# Libreria

Libreria was designed by duo Folkform with the interiors of libraries in mind and was launched at an exhibition in an old book bindery during Salone di Mobile in Milan in 2017.



White RAL 9016



Black RAL 9005

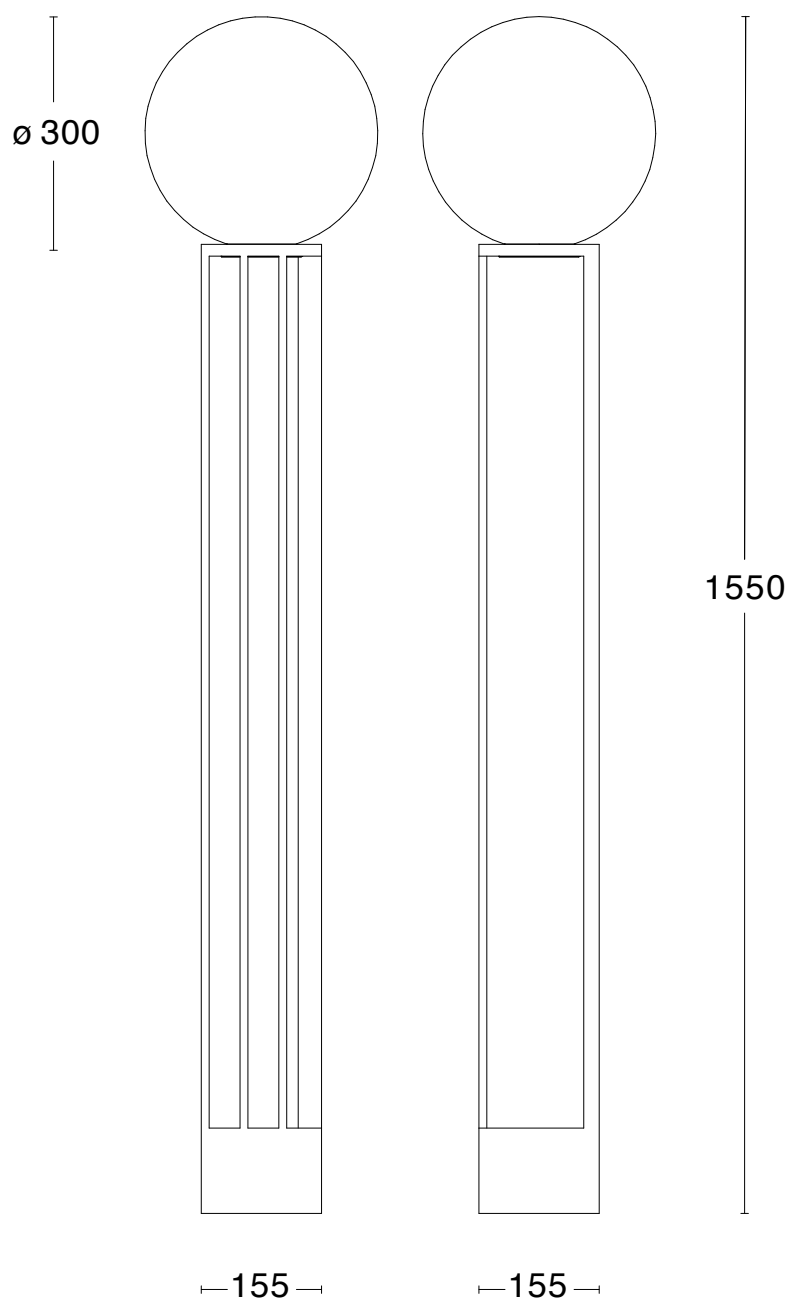
# Specifications

## TECHNICAL SPECIFICATION

Designer	Folkform
Electrical data	Class II IP20 230V
Description	Powder coated steel frame with opaque glass globe.
Connection	2 m textile cord switch and plug included
Lightsource	1 x LED matte E27 2700K 470lm CRI>80
Socket	E27
Weight	17 kg



# Dimensions





# Lykta

The exclusive glass chandellier Lykta is the result of a cooperation between designer Jonas Bohlin and glass artist Ann Wåhlström, designed for the prestige restaurant Aira in Stockholm.



White With  
White  
Skeins



Turkis  
With Black  
Stripes



Dunkel  
Blue With  
White  
Stripes



Turkis  
/Jade With  
White  
Skeins



Jade With  
White  
Stripes



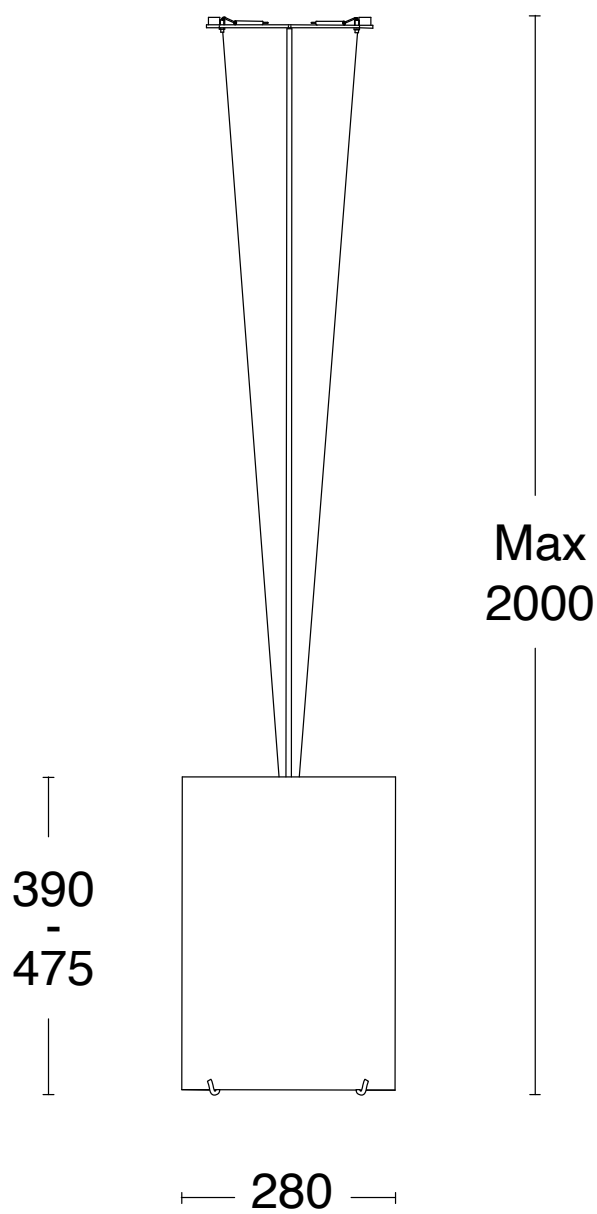
Pink With  
White  
Stripes

# Specifications

## TECHNICAL SPECIFICATION

Designer	Jonas Bohlin
Electrical data	Class I IP20 230V
Description	Hand blown glass. Individual patterns, colours and sizes. Limited numbered edition
Connection	2 m transparent cable, ceiling plug not included
Mounting	2 m suspension wire. Mounted with fitting in ceiling
Lightsource	4 x LED E14 2700K 470lm CRI>80 , 1 x LED E14 2700 K 350 lm CRI>90
Socket	E14

# Dimensions





# Minipoint

Minipoint is a series that combines form and function in the best possible way. Its slender lines create a chic, sleek silhouette, and its fully directional light is optimised for reading.



White RAL9016



Chrome



Black RAL9005

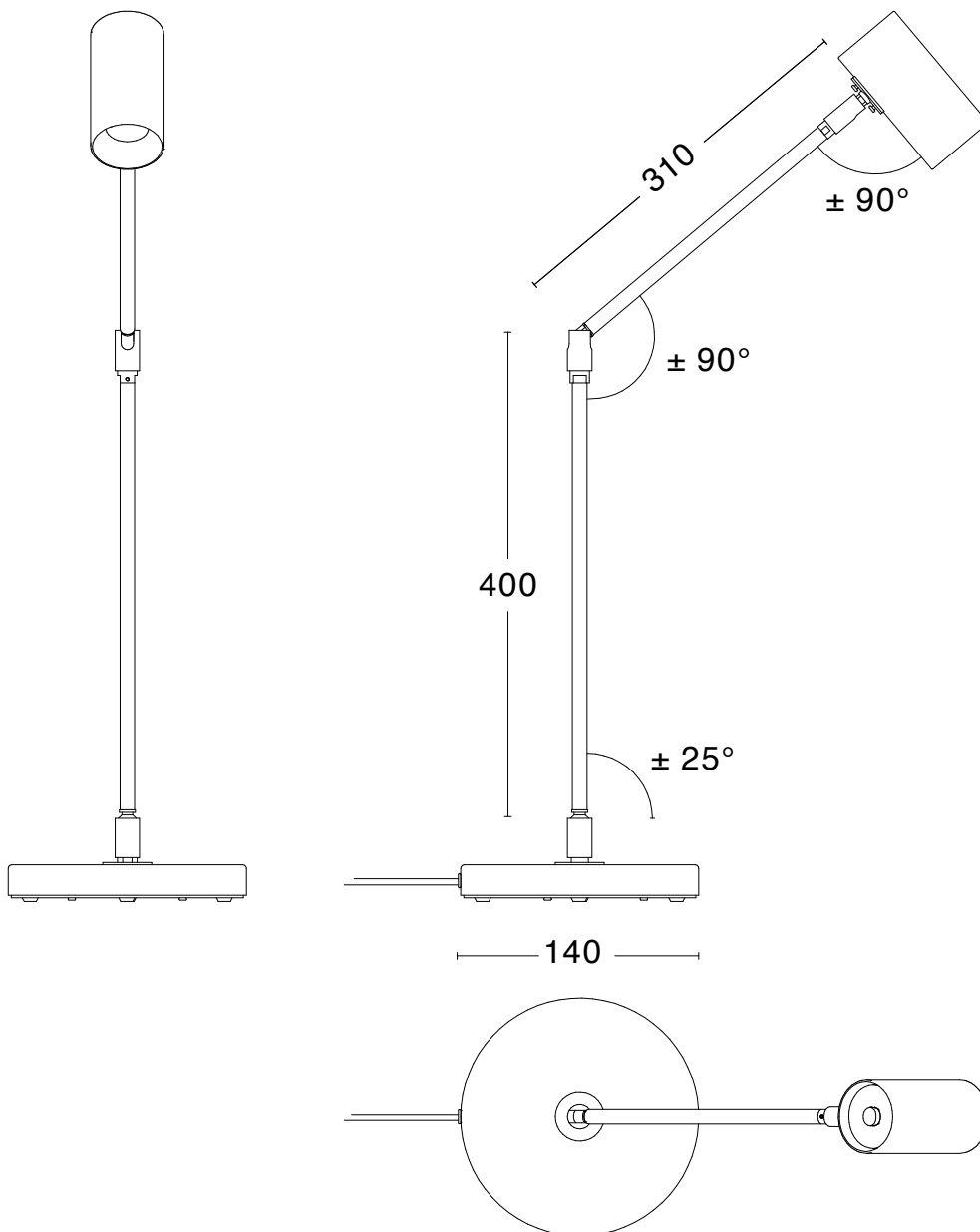
# Specifications

## TECHNICAL SPECIFICATION

Designer	Studio Construction & Bergboms
Electrical data	Class II IP20 230V
Description	Double swivel joints offer full adjustability in both shade and frame. Switch placed on shade.
Connection	2,5 m cable, plug included
Lightsource	1 x LED GU10 2700K 350lm CRI>90 (Included)
Socket	GU10
Weight	4 kg
Volume	0.1 m <sup>3</sup>



# Dimensions





# Minipoint

Minipoint is a series that combines form and function in the best possible way. Its slender lines create a chic, sleek silhouette, and its fully directional light is optimised for reading.



White RAL 9016



Chrome



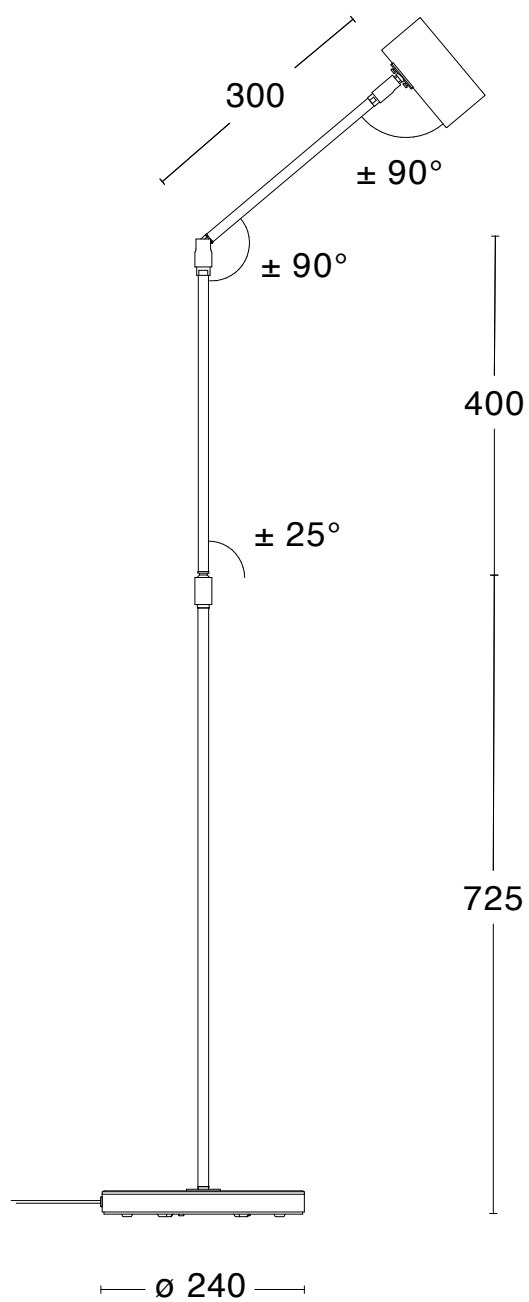
Black RAL 9005

# Specifications

## TECHNICAL SPECIFICATION

Designer	Studio Construction & Bergboms
Electrical data	Class II IP20 230V
Description	Double swivel joints offer full adjustability in both shade and frame.
Connection	2 m cable, plug included
Lightsource	1 x LED GU10 2700K 350lm CRI>90 (Included)
Socket	GU10
Weight	9 kg
Volume	0.19 m <sup>3</sup>

# Dimensions





# Minipoint

Minipoint is a series that combines form and function in the best possible way. Its slender lines create a chic, sleek silhouette, and its fully directional light is optimised for reading.



White RAL9016 And  
Chrome



Chrome



Black RAL9005 And  
Chrome


# Specifications

## TECHNICAL SPECIFICATION

Designer	Studio Construction & Bergboms
Electrical data	Class II IP20 230V
Description	Adjustable shade
Connection	2 m cable, plug included
Lightsource	1 x LED GU10 2700K 350lm CRI>90 (Included)
Socket	GU10
Weight	6 kg
Volume	0.16 m <sup>3</sup>



# Dimensions





# Moon

Moon is a solid construction made of brass with a clear light source. The uncluttered design creates the feeling of a floating luminant producing exciting reflections of light falling both backwards and forwards. Moon is rated and approved for bathroom use.



Brushed Brass



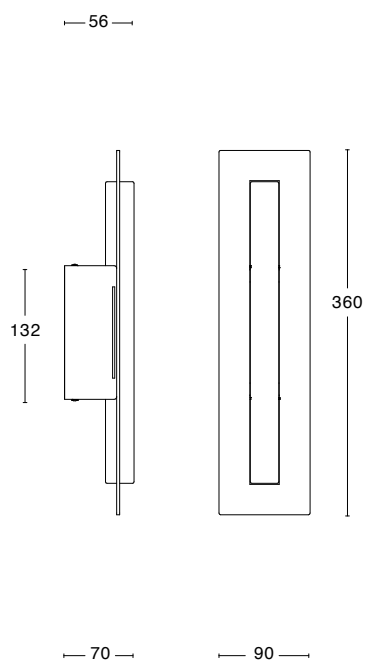
Brushed Brass

# Specifications

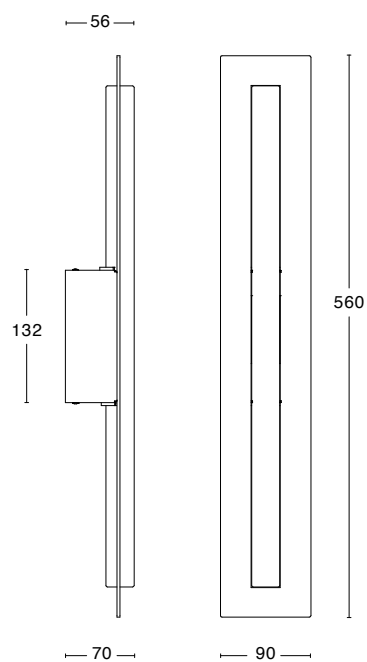
## TECHNICAL SPECIFICATION

Designer	Michel Bussien and Peter Nilsson
Electrical data	Class I IP44 230V
Description	Frame in matt brushed brass in two sizes
Connection	Fixed mounting
Mounting	Fixed installation to the wall
Lightsource	1 x LED S14d 2700K 250lm CRI>80 (Included), 1 x LED S14d 2700K 450lm CRI>80 (Included)
Socket	S14d

# Dimensions



Small



Large



# Mushroom

“Mushroom is a friendly table and floor lamp in colours designed to spread a pleasant light,” says Matti Klenell. Mushroom table lamp creates a strong focal point on a side table or in a window.



White RAL 9010



Rowanberry RAL 2002

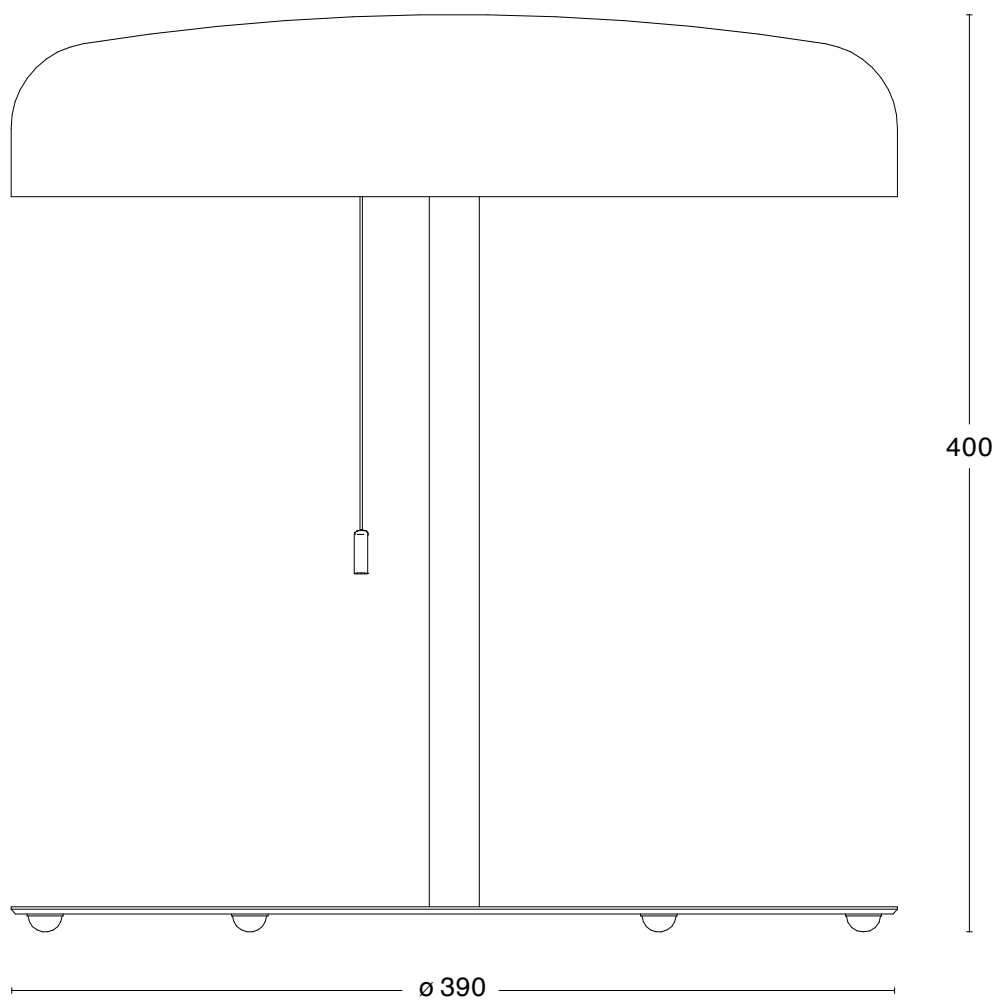
# Specifications

## TECHNICAL SPECIFICATION

Designer	Matti Klenell
Electrical data	Class II IP20 230V
Description	Powder coated metal construction. Pull switch
Connection	2,5 m cable, plug included
Lightsource	2 x LED E27 2700K 380lm CRI<80
Socket	E27
Weight	7 kg
Volume	0.14 m <sup>3</sup>



# Dimensions





# Mushroom

"Mushroom is a friendly floor and table lamp in colours designed to spread a pleasant light," says Matti Klenell. The distinctive character of the floor lamp lends a modern touch to any setting.



White RAL 9010




Rowanberry RAL 2002

# Specifications

## TECHNICAL SPECIFICATION

Designer	Matti Klenell
Electrical data	Class II IP20 230V
Description	Powder coated metal construction. Pull switch
Connection	2 m cable, plug included
Lightsource	2 x LED E27 2700K 380lm CRI<80
Socket	E27
Weight	13 kg
Volume	0.38 m <sup>3</sup>

# Dimensions





# Oxid

Oxid was initially designed for the well-known restaurant Aira in Stockholm and is now available as a standard product in our range. Oxid is an outdoor or indoor light with clear and classic lines. Fits equally well on the wall or mounted on a post.



RAL 9016



RAL 9016



Rough Copper



Rough Brass

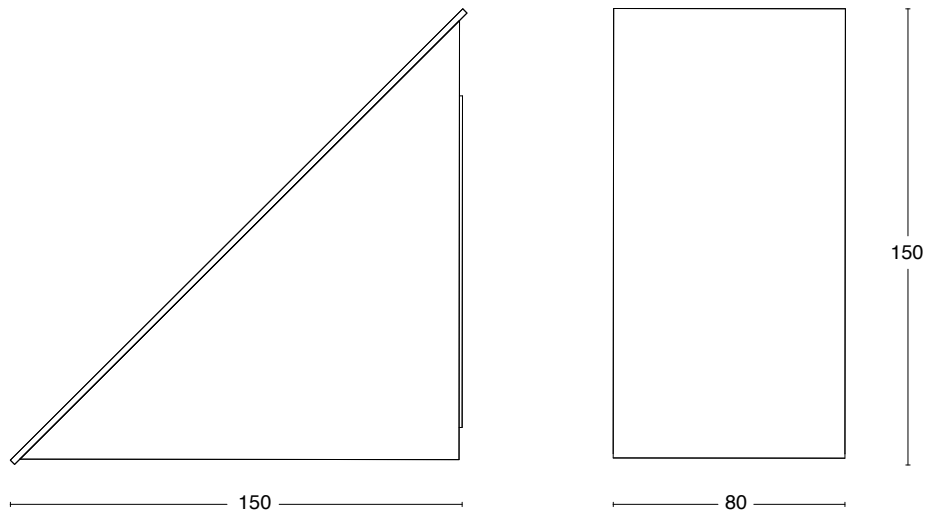
# Specifications

## TECHNICAL SPECIFICATION

Designer	Jonas Bohlin
Electrical data	Class I IP23 230V
Description	Housing in raw brass, copper or powder coated black or white. Matt brushed glass shield
Connection	Terminal block 3x2,5 mm <sup>2</sup> with option for further extensions
Mounting	Fixed
Lightsource	1 x Integrated LED 2700K 600lm CRI>90 (Included)
Weight	2 kg
Volume	0.03 m <sup>3</sup>



# Dimensions





# Pebble

Pebble is a mouth-blown lamp that emits an atmospheric, glimmering, broad blanket of light suitable for hotel lobbies or home living rooms. It is designed by Joel Karlsson, who drew inspiration from the French designer Serge Mouille.



Warm Grey



Oxide Red



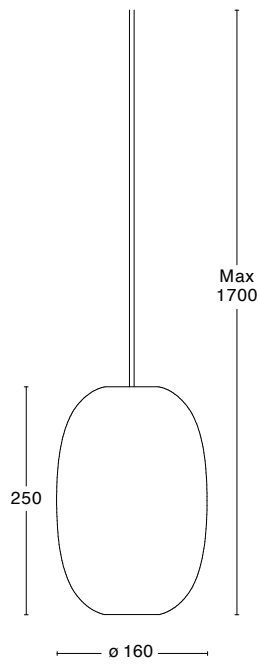
Opal White

# Specifications

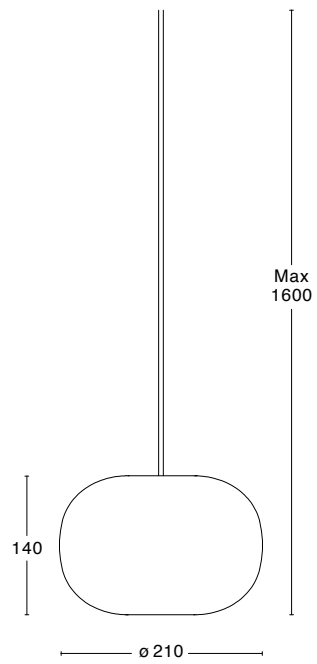
## TECHNICAL SPECIFICATION

Designer	Joel Karlsson
Electrical data	Class II IP20 230V
Description	Hand-blown glass in two shapes and three colors. Textile cord in warm grey or oxide red
Connection	1, 4 m textile cord. Ceiling plug not included
Mounting	Hook in ceiling
Lightsource	1 x LED G9 3000K 200lm CRI>80 (Included)
Weight	3 kg
Volume	0.05 m <sup>3</sup>

# Dimensions



High



Wide



# Pin

Pin was designed by Matti Klenell in 2009 as a modern and more charismatic version of the classic, globe-shaped bathroom lamp.



White Opal Glass

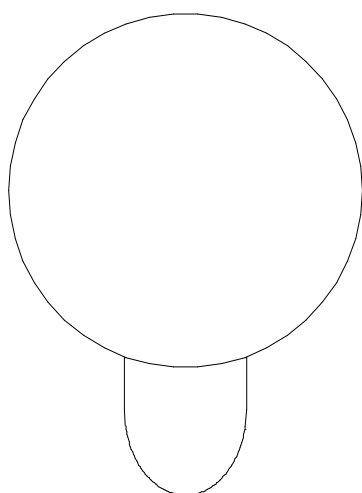
# Specifications

## TECHNICAL SPECIFICATION


Designer	Matti Klenell
Electrical data	Class I IP44 230V
Description	Hand-blown glass shade. The wall attachment is hidden in the neck of the glass.
Connection	Terminal block 3x2,5 mm <sup>2</sup> with option for further extensions
Mounting	Fixed
Lightsource	1 x LED candle E14 2700K 806lm CRI>80
Socket	E14
Weight	2 kg
Volume	0.05 m <sup>3</sup>



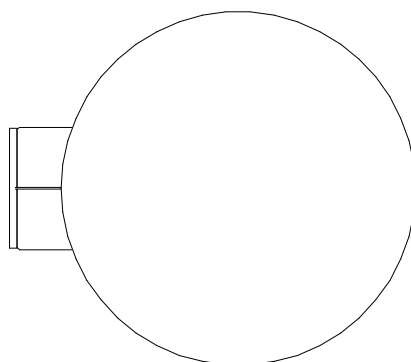
# Dimensions



ø 180



245



206



# PJ50

In Stockholm in the 1940s, PeFeGe Eriksson began manufacturing what would soon become a classic among industrial work lamps. Ann Morsing and Beban Nord at Box Arkitekter have updated this classic design to meet the new demands of today's world.



White  
RAL9016



Warm Gray  
RAL 7032



Oxide Red  
RAL 8015



Pine Green  
RAL 6028



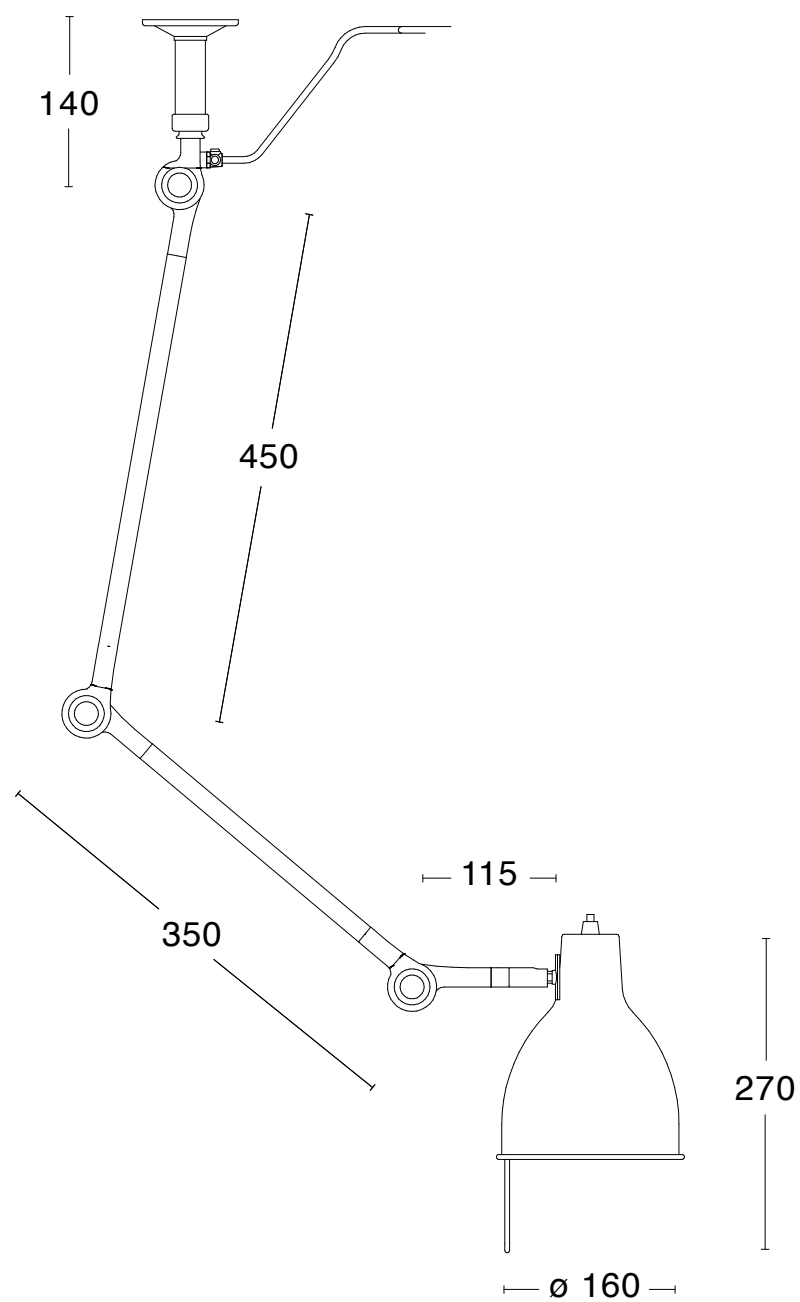
Matt Black RAL  
7016

# Specifications

## TECHNICAL SPECIFICATION

Designer	Box Arkitekter
Electrical data	Class II IP20 230V
Description	Powder coated metal in five colours. Two arms. Nut behind wingnut tightens joints
Connection	0,5 m transparent cable cord, ceiling plug not included
Mounting	Fixed installation to the ceiling
Lightsource	1 x LED E27 2700K 806lm CRI>80
Socket	E27
Weight	3 kg
Volume	0.1 m <sup>3</sup>

# Dimensions





# PJ52

In Stockholm in the 1940s, PeFeGe Eriksson began manufacturing what would soon become a classic among industrial work lamps. Ann Morsing and Beban Nord at Box Arkitekter have updated this classic design to meet the new demands of today's world.



White  
RAL9016



Warm Gray  
RAL 7032



Oxide Red  
RAL 8015



Pine Green  
RAL 6028



Matt Black RAL  
7016

# Specifications

## TECHNICAL SPECIFICATION

Designer	Box Arkitekter
Electrical data	Class II IP20 230V
Description	Powder coated metal in five colours. One arm. Nut behind wingnut tightens joints
Connection	0,5 m transparent cable cord, ceiling plug not included
Mounting	Fixed installation to the ceiling
Lightsource	1 x LED E27 2700K 806lm CRI>80
Socket	E27
Weight	3 kg
Volume	0.1 m <sup>3</sup>





# PJ60

In Stockholm in the 1940s, PeFeGe Eriksson began manufacturing what would soon become a classic among industrial work lamps. Ann Morsing and Beban Nord at Box Arkitekter have updated this classic design to meet the new demands of today's world.



White  
RAL9016



Warm Grey  
RAL7032



Oxide Red  
RAL8015



Matt Black  
RAL7016



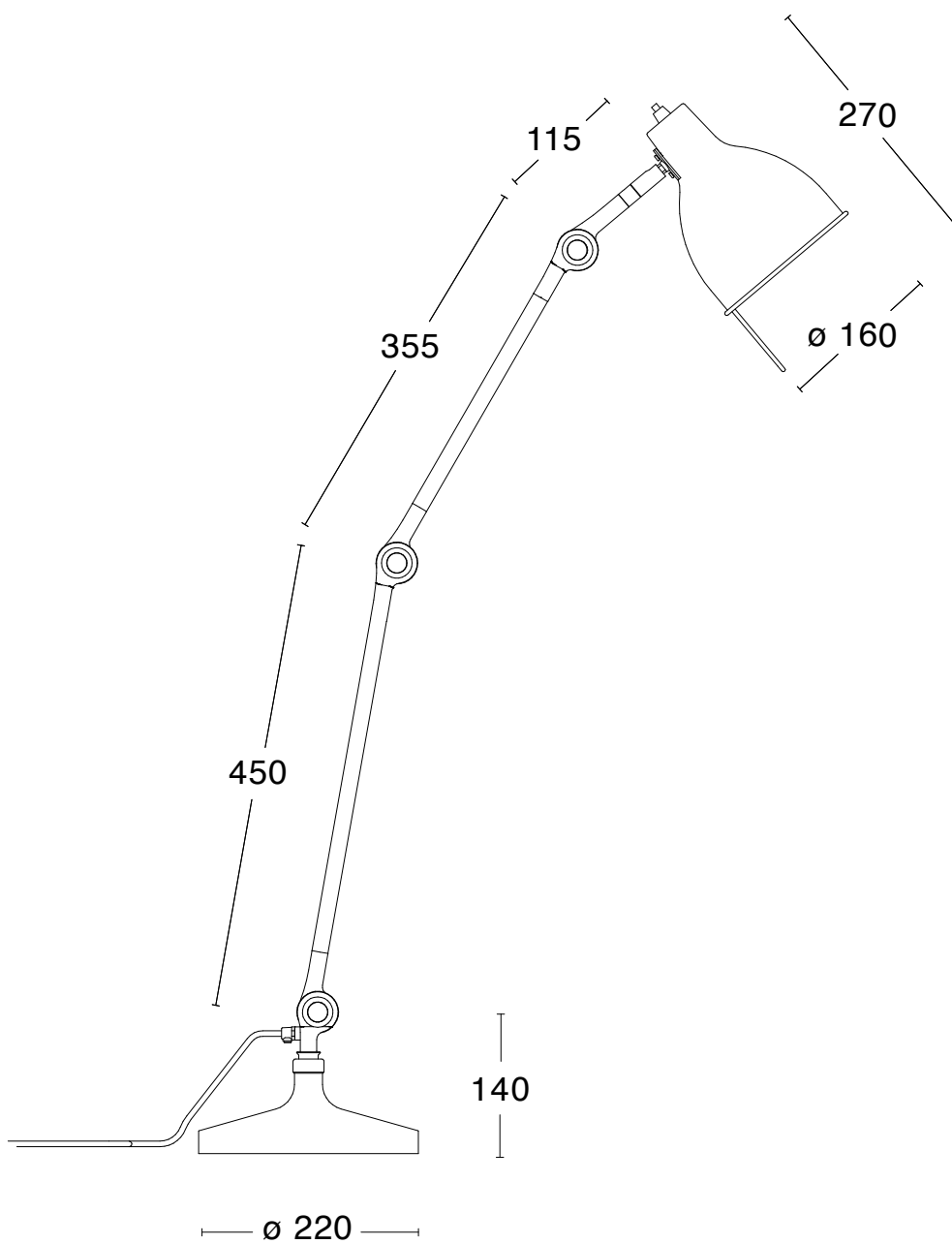
Pine Green RAL  
6028

# Specifications

## TECHNICAL SPECIFICATION

Designer	Box Arkitekter
Electrical data	Class II IP20 230V
Description	Powder coated metal in five colours. Lamp foot. Nut inside wingnut tightens joints.
Connection	2,5 m cable, plug included
Lightsource	1 x LED E27 2700K 806lm CRI>80
Socket	E27

# Dimensions





# PJ65

In Stockholm in the 1940s, PeFeGe Eriksson began manufacturing what would soon become a classic among industrial work lamps. Ann Morsing and Beban Nord at Box Arkitekter have updated this classic design to meet the new demands of today's world.



Oxide Red  
RAL8015



Matt Black  
RAL7016



Warm Grey  
RAL7032



White  
RAL9016



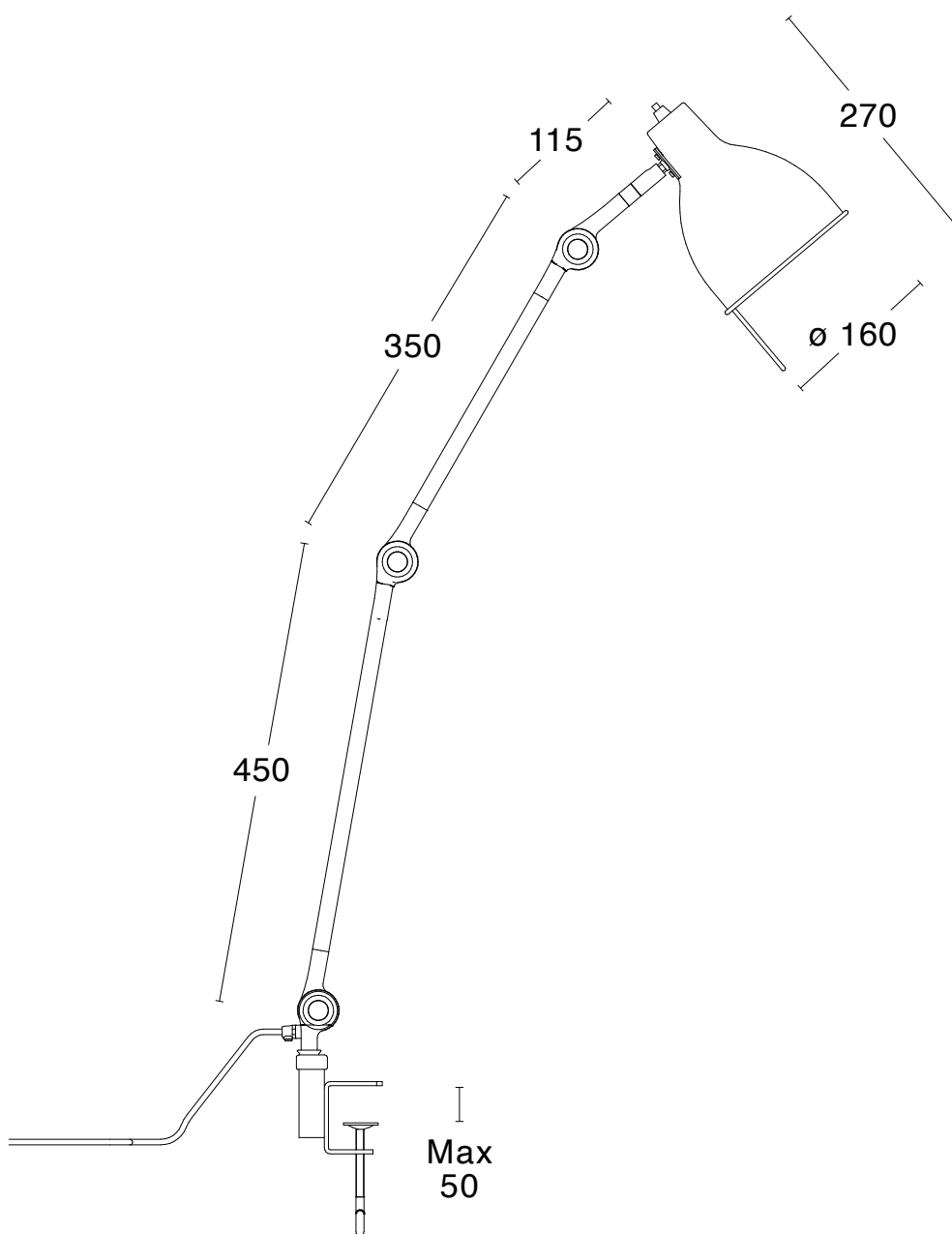
Pine Green RAL  
6028

# Specifications

## TECHNICAL SPECIFICATION

Designer	Box Arkitekter
Electrical data	Class II IP20 230V
Description	Powder coated metal in five colours. Clamp max 55 mm. Nut behind wingnut tightens joints
Connection	2,5 m cable, plug included
Lightsource	1 x LED E27 2700K 806lm CRI>80
Socket	E27

# Dimensions







# PJ70

In Stockholm in the 1940s, PeFeGe Eriksson began manufacturing what would soon become a classic among industrial work lamps. Ann Morsing and Beban Nord at Box Arkitekter have updated this classic design to meet the new demands of today's world.



Matt Black  
RAL7016



Warm Grey  
RAL7032



White  
RAL9016



Oxide Red  
RAL8015



Pine Green RAL  
6028

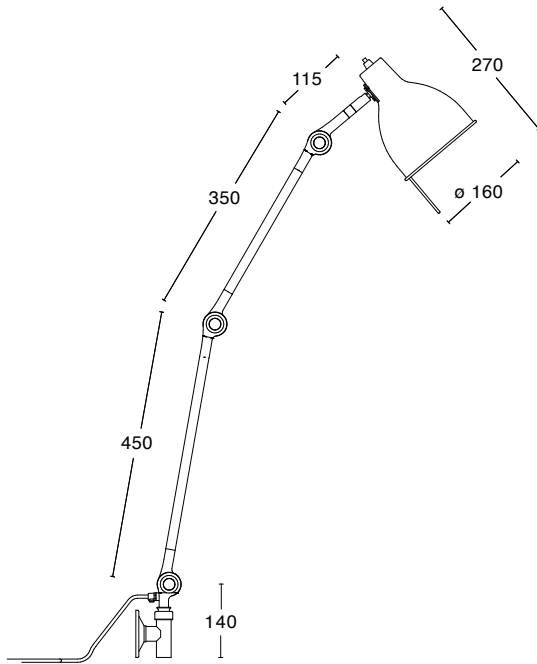


# Specifications

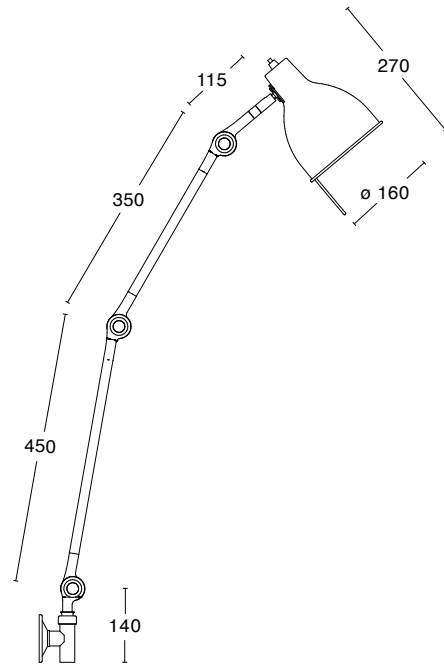
## TECHNICAL SPECIFICATION

Designer	Box Arkitekter
Electrical data	Class II IP20 230V
Description	Powder coated metal in five colours. Nut behind wingnut tightens joints.
Connection	2,5 m cable, plug included
Mounting	Fixed or cable included
Lightsource	1 x LED E27 2700K 806lm CRI>80
Socket	E27
Weight	3 kg
Volume	0.1 m <sup>3</sup>

# Dimensions



External Cable



Hard Wired



# PJ71

In Stockholm in the 1940s, PeFeGe Eriksson began manufacturing what would soon become a classic among industrial work lamps. Ann Morsing and Beban Nord at Box Arkitekter have updated this classic design to meet the new demands of today's world.



Oxide Red  
RAL8015



Matt Black  
RAL7016



Warm Grey  
RAL7032



White  
RAL9010



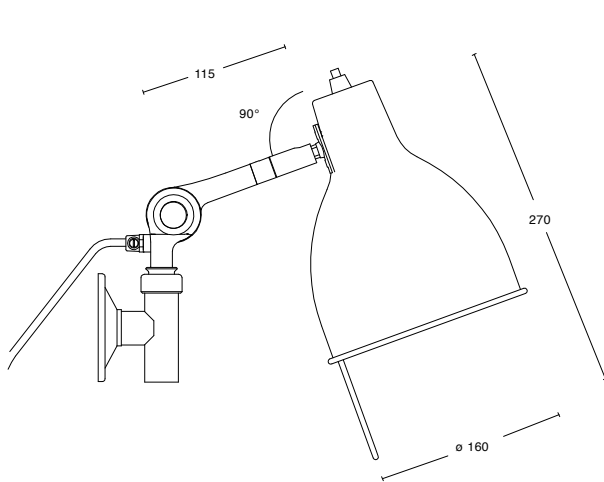
Pine Green RAL  
6028

# Specifications

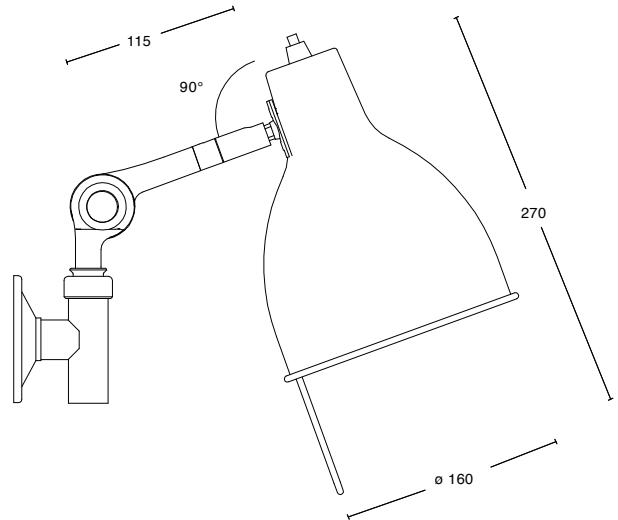
## TECHNICAL SPECIFICATION

Designer	Box Arkitekter
Electrical data	Class II IP20 230V
Description	Powder coated metal in five colours. Nut behind wingnut tightens joints
Connection	2,5 m cable, plug included
Mounting	Fixed or cable included
Lightsource	1 x LED E27 2700K 806lm CRI>80
Socket	E27
Weight	2 kg
Volume	0.02 m <sup>3</sup>

# Dimensions



External Cable



Hard Wired

For more info, visit our website



# PJ72

In Stockholm in the 1940s, PeFeGe Eriksson began manufacturing what would soon become a classic among industrial work lamps. Ann Morsing and Beban Nord at Box Arkitekter have updated this classic design to meet the new demands of today's world.



Oxide Red  
RAL8015



Warm Grey  
RAL7032



Matt Black  
RAL7016



White  
RAL9010



Pine Green RAL  
6028

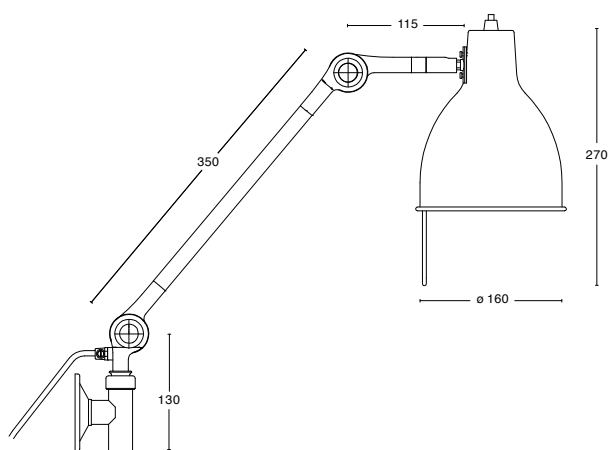
# Specifications

## TECHNICAL SPECIFICATION

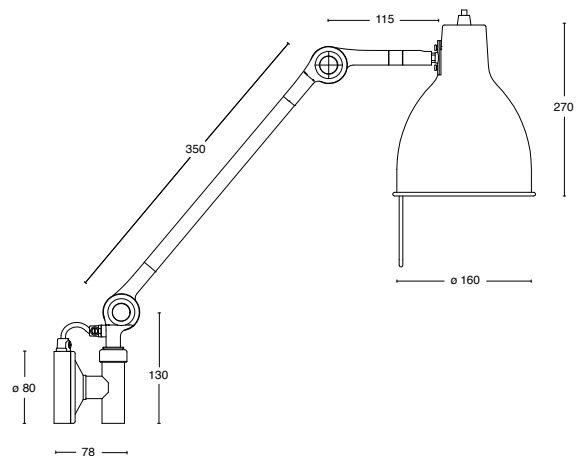
Designer	Box Arkitekter
Electrical data	Class II IP20 230V
Description	Powder coated metal in five colours. Nut behind wingnut tightens joints
Connection	2,5 m cable, plug included
Mounting	Fixed or cable included
Lightsource	1 x LED E27 2700K 806lm CRI>80
Socket	E27
Weight	3 kg
Volume	0.1 m <sup>3</sup>



# Dimensions



External Cable



Hard Wired



# PJ80

In Stockholm in the 1940s, PeFeGe Eriksson began manufacturing what would soon become a classic among industrial work lamps. Ann Morsing and Beban Nord at Box Arkitekter have updated this classic design to meet the new demands of today's world.

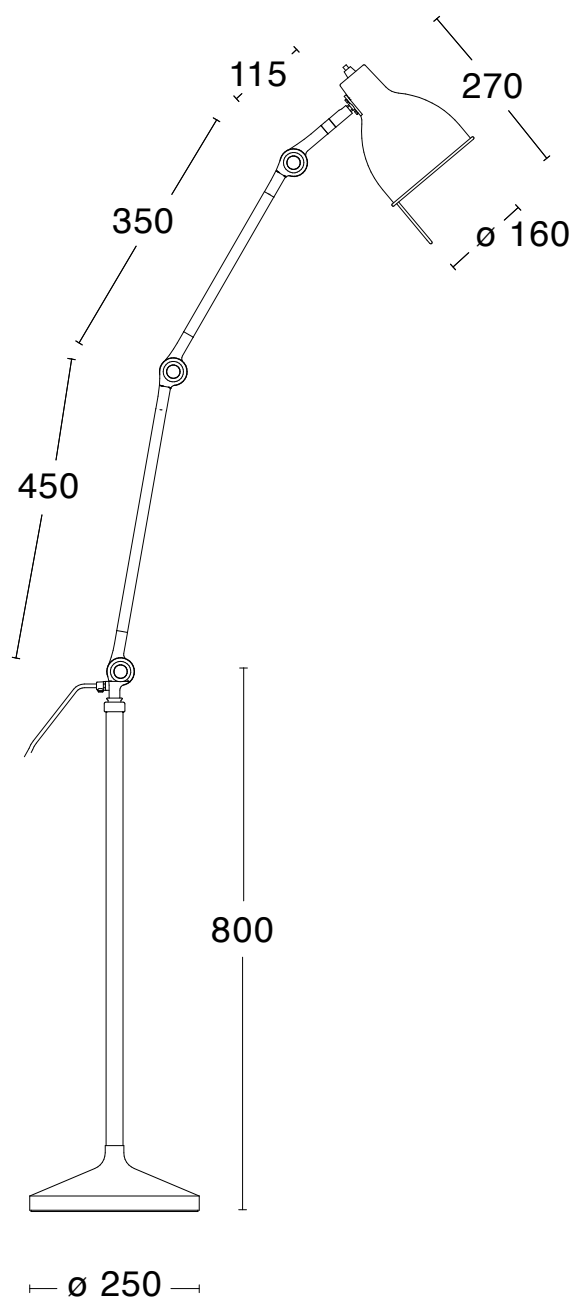


# Specifications

## TECHNICAL SPECIFICATION

Designer	Box Arkitekter
Electrical data	Class II IP20 230V
Description	Powder coated metal in five colours. Nut behind wingnut tightens joints
Connection	2,5 m cable, plug included
Lightsource	1 x LED E27 2700K 806lm CRI>80
Socket	E27

# Dimensions





# Plissé

Plissé White Edition is a textile table lamp that challenges the art of pleating. The lamp is designed by the duo Folkform and was recently awarded "Lighting of the Year 2022" by the magazine Residence, who called it "a sophisticated jewel of light that brings the somewhat neglected handcraft of pleating to the fore in a contemporary setting."



White Textile



Red Textile



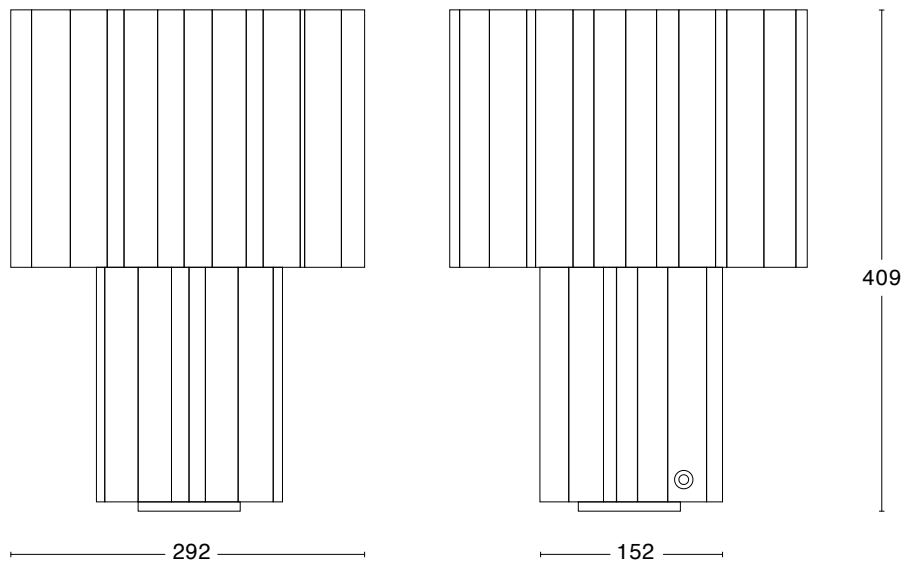
Blue Textile

# Specifications

## TECHNICAL SPECIFICATION

Designer	Folkform
Electrical data	Class II IP20 230V
Description	Shade, top and foot in white, blue or red pleated textile JAB Nineteen-94
Connection	2,5 m white cable dimmer and earthed plug included
Mounting	Cable cord, plug included
Lightsource	1 x LED E27 2700K 380lm CRI<80
Socket	E27
Weight	2 kg
Volume	0.03 m <sup>3</sup>

# Dimensions







# Precious

Precious is a graphic and stylish pendant made in local Swedish wool with details in brushed brass.



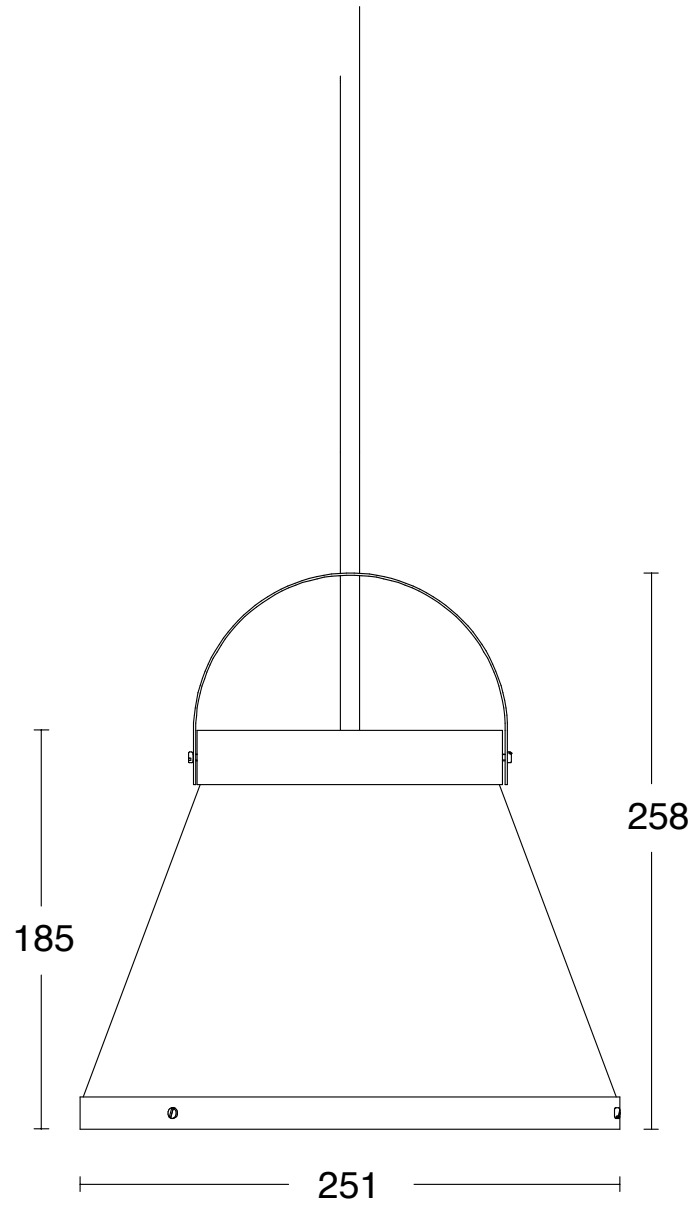
Brass, Wool


# Specifications

## TECHNICAL SPECIFICATION

Designer	Anna Kraitz
Electrical data	Class II IP20 230V
Description	Shade in grey Swedish wool (color variations may occur) and details in brushed brass
Connection	2,5 m textile cord , ceiling plug not included
Mounting	Hook in ceiling
Lightsource	1 x LED E27 2700K 806lm CRI>80
Socket	E27

# Dimensions





# Puck

The Puck series achieves style through simplicity. A lamp that can easily become a firm favourite thanks to its light source, versatility, and discreet design. A series that brings a sense of warmth to spaces despite the strict elegance of its form. A classic that is truly timeless.



White RAL 9016



Chrome



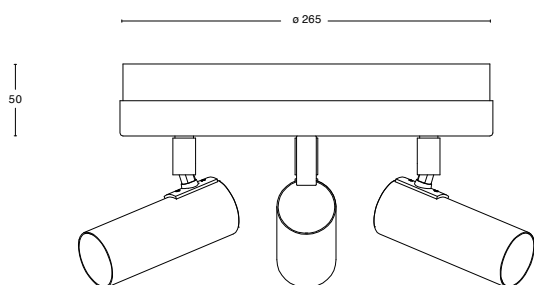
Matte Brushed Brass

# Specifications

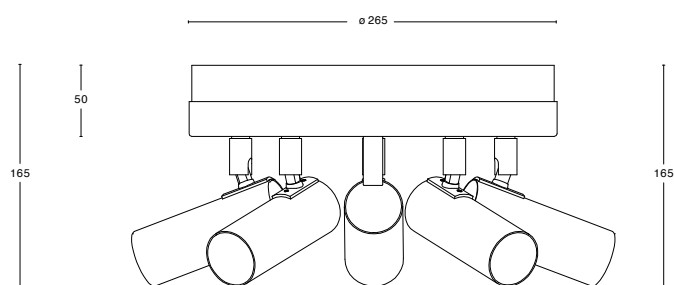
## TECHNICAL SPECIFICATION

Designer	Åke Hultgren
Electrical data	Class II IP20 230V
Description	Adjustable lamp shade. Hook for hanging lamp is available upon request
Connection	0,5 m transparent cable cord, ceiling plug not included
Mounting	Hook in ceiling
Lightsource	3 x LED GU10 MR11 Mini 2700K 280lm 35° CRI>80 (Included)
Socket	GU10
Weight	3 kg
Volume	0.02 m <sup>3</sup>

# Dimensions



3



5





# Puck

The Puck series achieves style through simplicity. A lamp that can easily become a firm favourite thanks to its light source, versatility, and discreet design. A series that brings a sense of warmth to spaces despite the strict elegance of its form. A classic that is truly timeless.



Matt Brushed Brass



Chrome



Black Structure  
RAL9005



White RAL9016

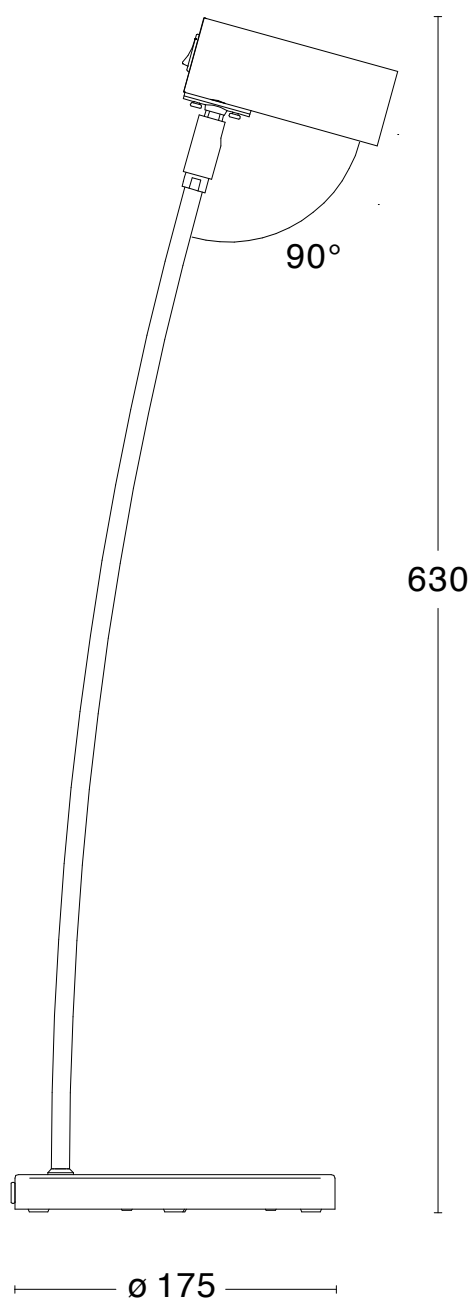


# Specifications

## TECHNICAL SPECIFICATION

Designer	Åke Hultgren
Electrical data	Class II IP20 230V
Description	Adjustable shade. Switch on lamp shade
Connection	2,5 m cable, plug included
Lightsource	1 x LED GU10 MR11 Mini 2700K 280lm 35° CRI>80 (Included)
Socket	GU10
Weight	3 kg
Volume	0.1 m <sup>3</sup>

# Dimensions





# Puck

The Puck series achieves style through simplicity. A lamp that can easily become a firm favourite thanks to its light source, versatility, and discreet design. A series that brings a sense of warmth to spaces despite the strict elegance of its form. A classic that is truly timeless.



White  
RAL9016



Warm Gray  
RAL7032



Matt Brass



Chrome



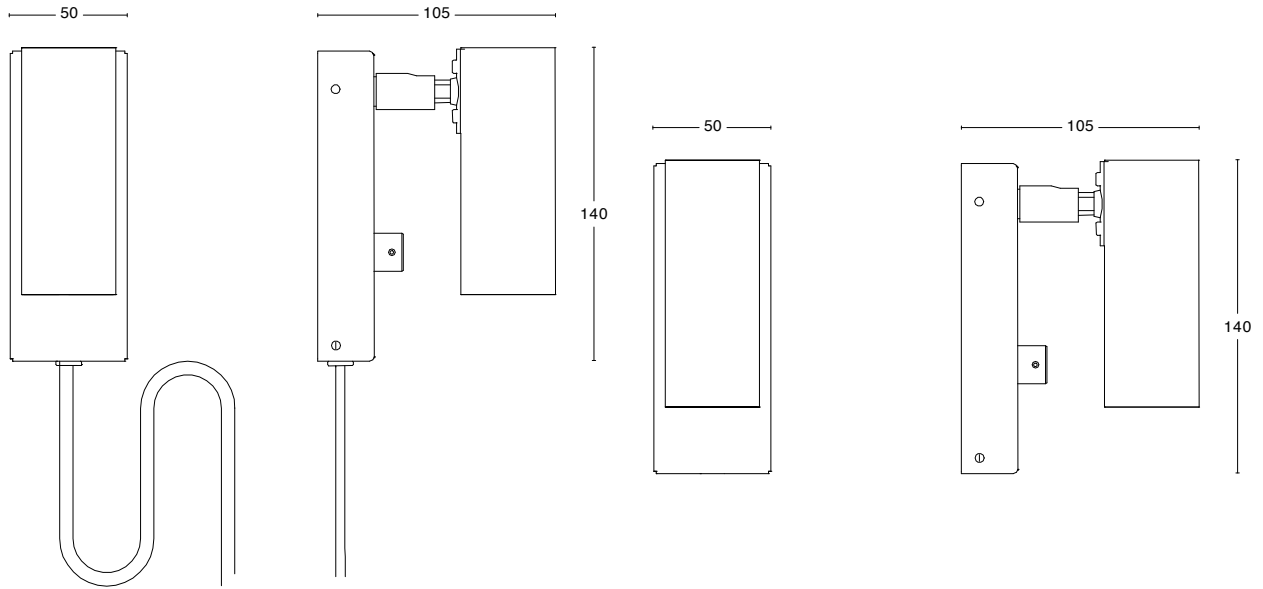
Black Structure  
RAL9005

# Specifications

## TECHNICAL SPECIFICATION

Designer	Åke Hultgren
Electrical data	Class II IP20 230V
Description	Dimmer function. Switch on wall plate
Connection	2,5 m cable, plug included
Mounting	Fixed or cable included
Lightsource	1 x LED GU10 MR11 Mini 2700K 280lm 35° CRI>80 (Included)
Socket	GU4
Weight	1 kg
Volume	0.01 m <sup>3</sup>

# Dimensions



External Cable

Hard Wired



# Puck

The Puck series achieves style through simplicity. A lamp that can easily become a firm favourite thanks to its light source, versatility, and discreet design. A series that brings a sense of warmth to spaces despite the strict elegance of its form. A classic that is truly timeless.



White RAL9016



Matt Brass



Chrome



Black Structure  
RAL9005

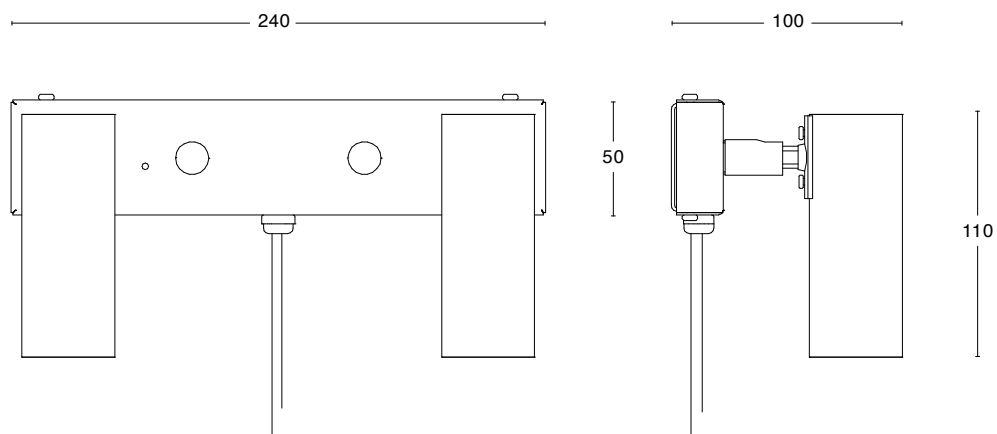
# Specifications

## TECHNICAL SPECIFICATION

Designer	Åke Hultgren
Electrical data	Class II IP20 230V
Description	Two separate switches on wall plate
Connection	2,5 m cable, plug included
Mounting	Fixed or cable included
Lightsource	2 x LED GU10 MR11 Mini 2700K 280lm 35° CRI>80 (Included)
Socket	GU10
Weight	1 kg
Volume	0.01 m <sup>3</sup>



# Dimensions





# Puck

The Puck series achieves style through simplicity. A lamp that can easily become a firm favourite thanks to its light source, versatility, and discreet design. A series that brings a sense of warmth to spaces despite the strict elegance of its form. A classic that is truly timeless.



White RAL9016



Matt Brass



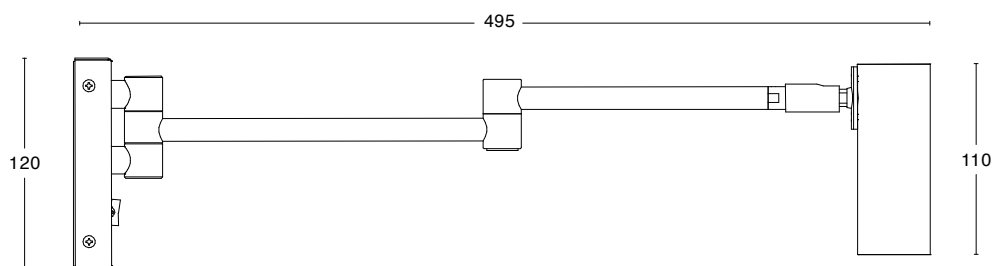
Chrome


# Specifications

## TECHNICAL SPECIFICATION

Designer	Åke Hultgren
Electrical data	Class II IP20 230V
Description	Extended swivel arm. Switch on wall plate
Connection	2,5 m cable, plug included
Mounting	Fixed or cable included
Lightsource	1 x LED E27 2700K 380lm CRI<80 (Included)
Socket	GU10
Weight	1 kg
Volume	0.01 m <sup>3</sup>

# Dimensions





# Puck

The Puck series achieves style through simplicity. A lamp that can easily become a firm favourite thanks to its light source, versatility, and discreet design. A series that brings a sense of warmth to spaces despite the strict elegance of its form. A classic that is truly timeless.



White  
RAL9016



Warm Grey  
RAL7032



Matt Brushed  
Brass



Chrome



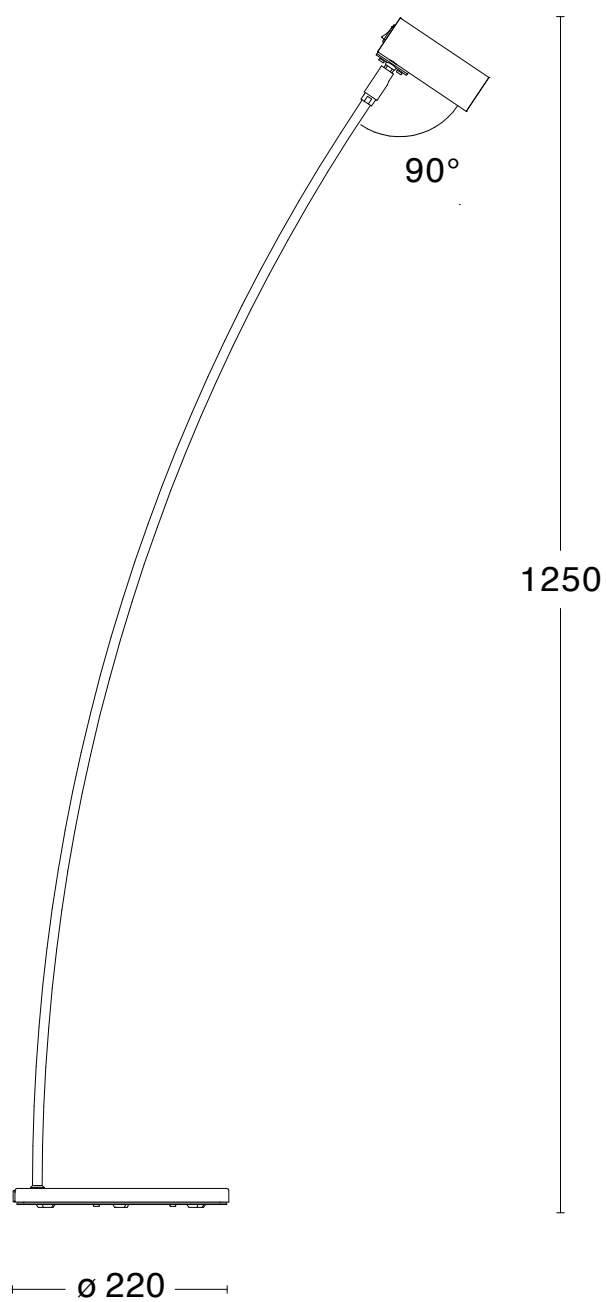
Black Structure  
RAL9005

# Specifications

## TECHNICAL SPECIFICATION

Designer	Åke Hultgren
Electrical data	Class II IP20 230V
Description	Adjustable shade. Switch on lamp shade
Connection	2 m cable, plug included
Lightsource	1 x LED GU10 MR11 Mini 2700K 280lm 35° CRI>80 (Included)
Socket	GU10
Weight	7 kg
Volume	0.16 m <sup>3</sup>

# Dimensions







# Punkt

Punkt cable fitting is designed to offer a flexible and nice looking solution to fix pendants in the ceiling. The cable fitting is a part of the Punkt-family but works excellent with any of our pendants.



Black RAL 9005



White RAL 9016

# Specifications

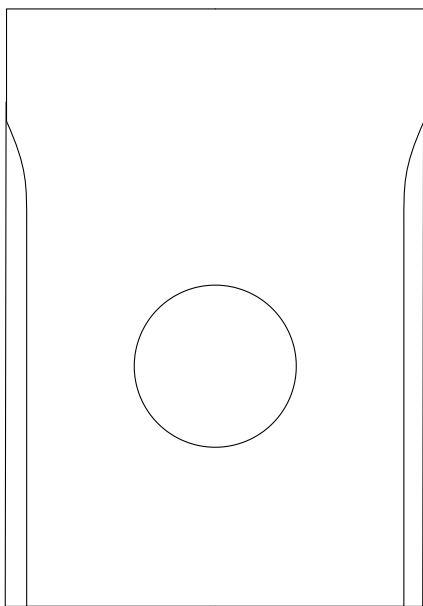
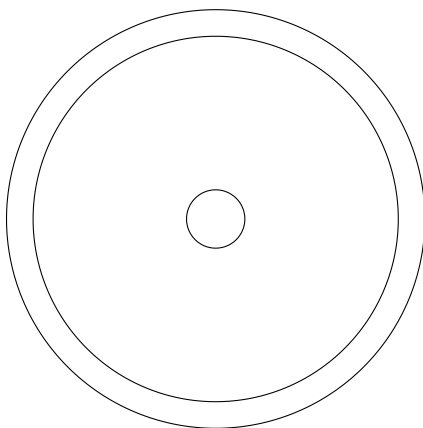
## TECHNICAL SPECIFICATION

Designer

Joel Karlsson

# Dimensions

—  $\varnothing$  35 —



130

Cable Fitting



# Ranka

“Ranka” is similar to “grapevine” in Swedish, and was the inspiration for designer Jonas Bohlin to create a ceiling lamp with an organic and rounded shape to hang over the dining or meeting table. Ranka comes in two sizes with five or seven light sources.



Red Structure RAL 3001



White Structure RAL 9016



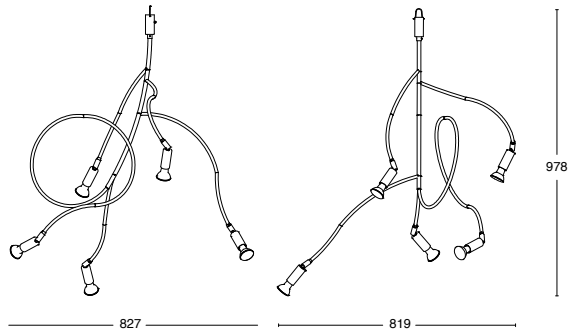
Olive Green Structure RAL 6003

# Specifications

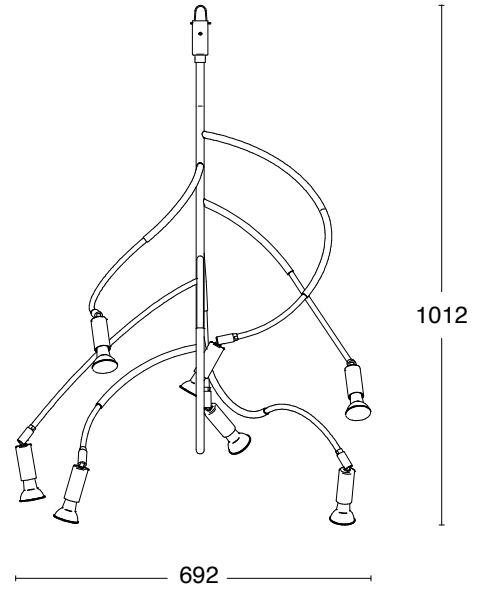
## TECHNICAL SPECIFICATION

Designer	Jonas Bohlin
Electrical data	Class I IP20 230V
Description	Powder coated with textile cord and wire for hanging on hook in ceiling
Connection	2,5 m textile cord , ceiling plug not included
Mounting	Hook in ceiling
Lightsource	5 x LED E14 2700 K 350 lm CRI>90 , 5 x LED E14 2700K 470lm CRI>80 , 7 x LED E14 2700K 390lm CRI>80
Socket	E14

# Dimensions



5



7





# Ray

Ray is an exciting mix of glass, raw brass and the latest LED technique. A high-end glass lamp designed to hang over the bar, the conference table or over the dining table at home



Medium



Large

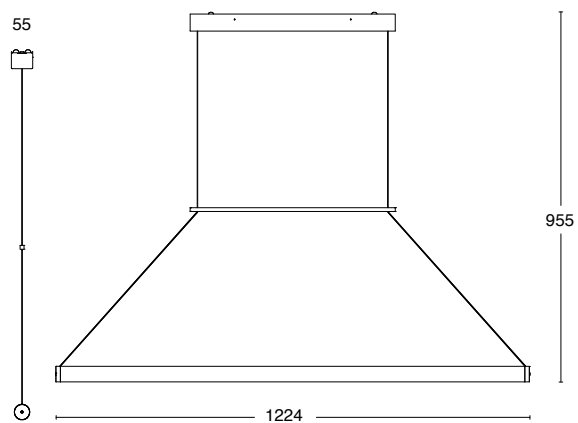


# Specifications

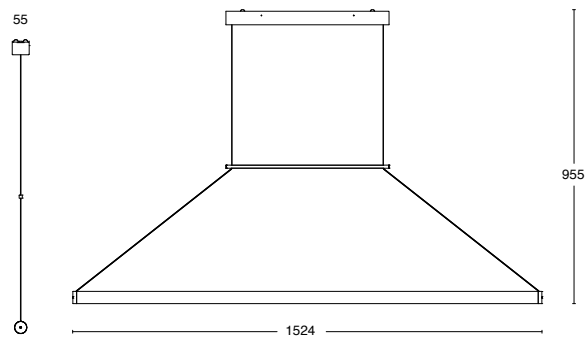
## TECHNICAL SPECIFICATION

Designer	Pierre Sindre
Electrical data	Class III IP20 12V
Description	Extruded glass tube in 1200 or 1500 mm length. Double LED stripes. Details in raw brass
Connection	Fixed mounting
Mounting	Wire suspension included
Lightsource	2 x LED Strip 1000 ZP S927/24 V, 2700 K, 1 968lm 1150 mm (Included), 2 x LED Strip 1000 ZP S927/24 V, 2700 K, 2 460 lm, 1450 mm (Included)

# Dimensions



Medium



Large



# Skyline

Skyline reminds of a stylized, airborne city, a modern crystal chandelier, an edgy, corrugated apparition, all together inspired by the skyline.



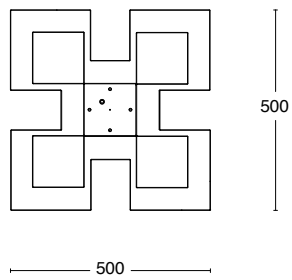
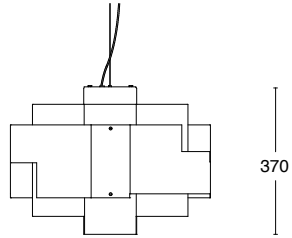
Polished Brass

# Specifications

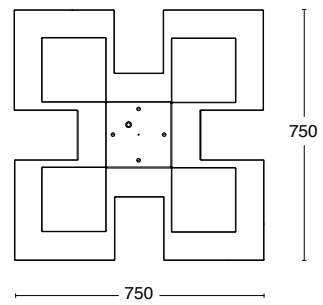
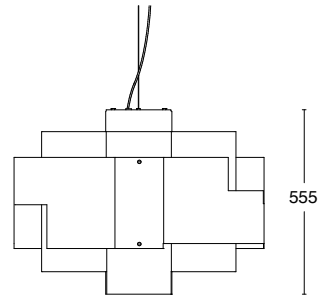
## TECHNICAL SPECIFICATION

Designer	Folkform
Electrical data	Class II IP20 230V
Description	Polished brass. Wire suspension included
Connection	1,2 m gold textile cable, ceiling plug not included
Mounting	Hook in ceiling
Lightsource	1 x LED E27 2700K 806lm CRI>80
Socket	E27
Weight	14 kg
Volume	0.14 m <sup>3</sup>

# Dimensions



Medium



Large



# Skyline

The lamp reminds of a stylized, airborne city, a modern crystal chandelier, an edgy, corrugated apparition, all together inspired by the skyline.



Polished Brass

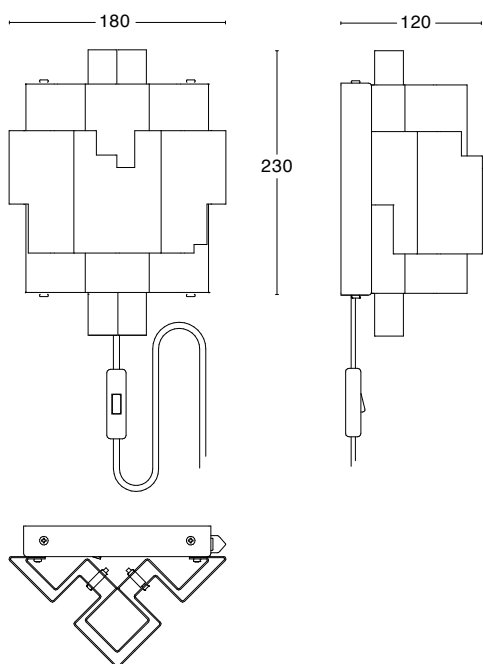
# Specifications

## TECHNICAL SPECIFICATION

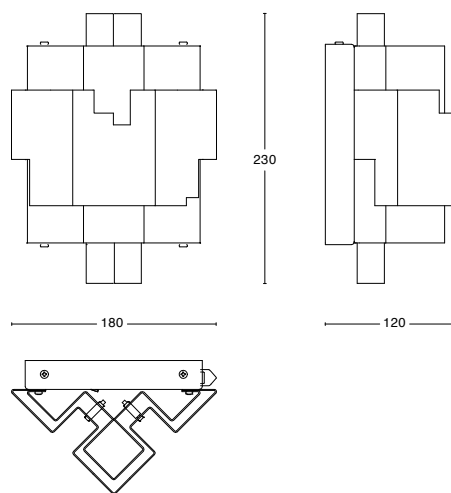
Designer	Folkform
Electrical data	Class II IP20 230V
Description	Polished, rough brass
Connection	2,5 m textile cord, switch and plug included or hard wired
Mounting	Fixed or cable included
Lightsource	2 x Integrated LED 2700K 170lm CRI>90 (Included)
Weight	3 kg
Volume	0.02 m <sup>3</sup>



# Dimensions



External Cable



Hard Wired



# Skyline

Skyline reminds of a stylized, airborne city, a modern crystal chandelier, an edgy, corrugated apparition, all together inspired by the skyline.



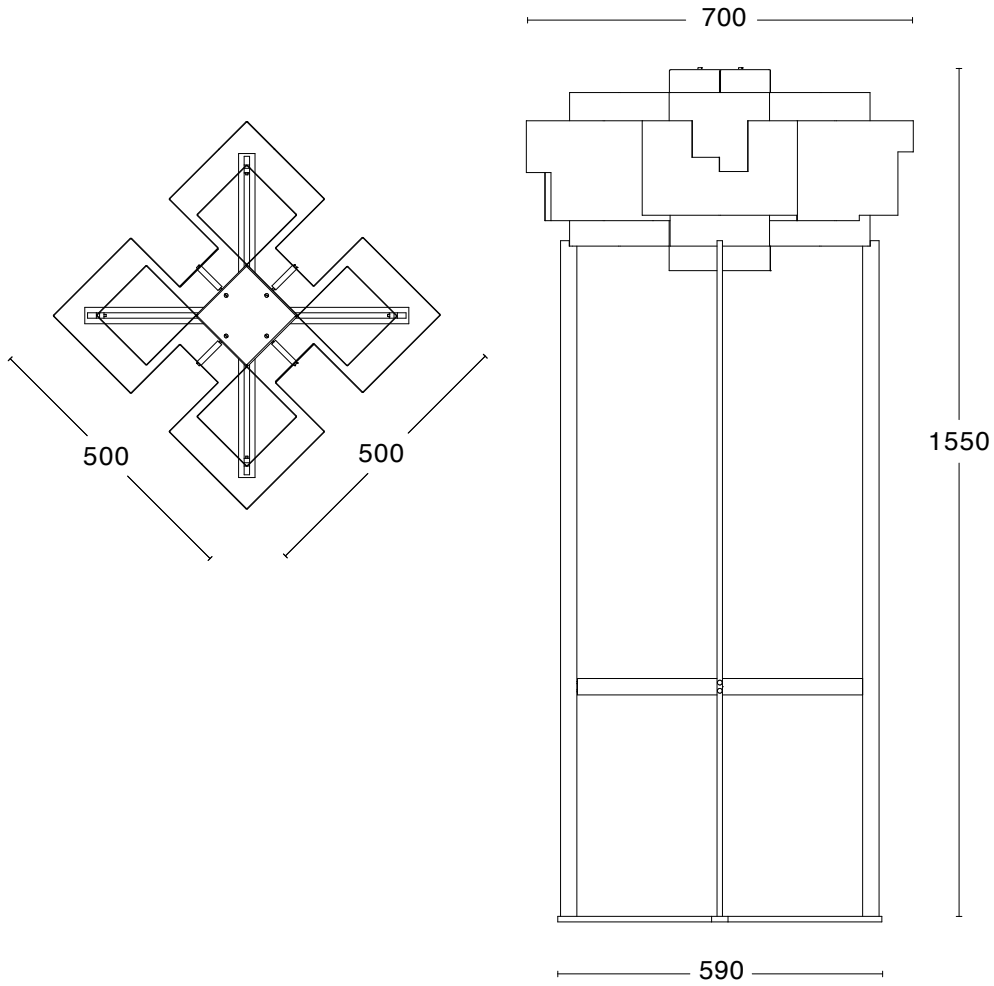
Polished Brass

# Specifications

## TECHNICAL SPECIFICATION

Designer	Folkform
Electrical data	Class II IP20 230V
Description	Polished brass, stand in brushed solid brass
Connection	2 m textile cord switch and plug included
Lightsource	1 x LED E27 2700K 806lm CRI<80 Dim to Warm
Socket	E27

# Dimensions





# Star

Star is a modern classic among lamps – the perfect representative for designer Jonas Bohlin's maxim, "function, innovation and personality". Star works equally well as a single source of light or as part of a larger constellation arranged in straight lines or circles.



White  
Structure  
RAL 9016

Black  
Structure  
RAL 9005

Nickel  
Plated  
Brass

Rough  
Steel

Rough  
Copper

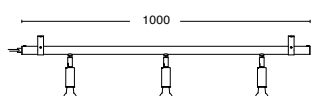
Rough Brass

# Specifications

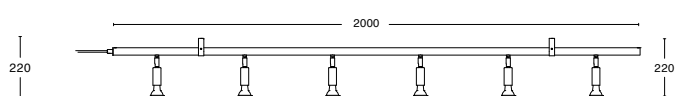
## TECHNICAL SPECIFICATION

Designer	Jonas Bohlin
Electrical data	Class I IP20 230V
Description	Vairations in colour and finish may occur on raw versions. Cord at end of rail, incl brackets for ceiling or wall attachment. Suspension wire as accessory
Connection	3 m cable cord . Plug not included
Lightsource	3 x LED E14 2700 K 350 lm CRI>90 , 3 x LED E14 2700K 470lm CRI>80
Socket	E14
Weight	2 kg
Volume	0.02 m <sup>3</sup>

# Dimensions



3



6





# Star

Star is a modern classic among lamps – the perfect representative for designer Jonas Bohlin's maxim, "function, innovation and personality". The round Star is available with 5 or 9 spots and works equally well in the ceiling or attached to a wall.



Black  
Structure  
RAL 9005



Raw Steel



Raw Brass



White  
Structure  
RAL 9016



Rough  
Copper



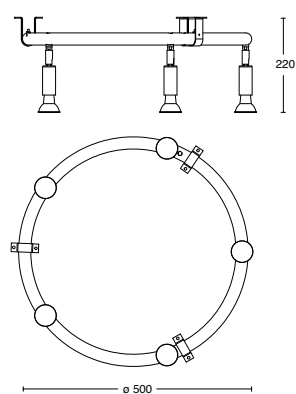
Nickelplated  
Brass

# Specifications

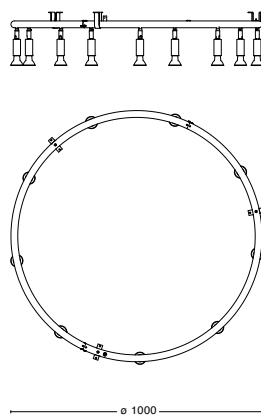
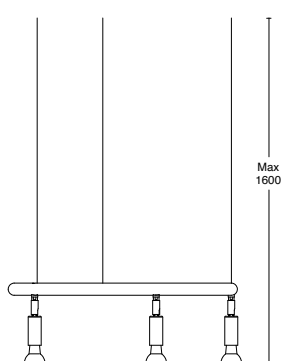
## TECHNICAL SPECIFICATION

Designer	Jonas Bohlin
Electrical data	Class I IP20 230V
Description	Nine or five spotlights, incl brackets and wire suspension for wall or ceiling attachment. Variations in colour and finish may occur on raw versions
Connection	3 m transparent cable, ceiling plug not included
Lightsource	5 x LED E14 2700 K 350 lm CRI>90 , 5 x LED E14 2700K 470lm CRI>80 , 9 x LED E14 2700K 390lm CRI>80
Socket	E14

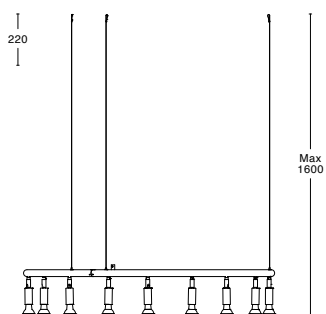
# Dimensions



Ø60cm



Ø100cm





# Star 1

Star is a modern classic among lamps – the perfect representative for designer Jonas Bohlin's maxim, "function, innovation and personality".



White  
RAL9016



Black RAL  
9005



Raw Steel



Rough  
Copper



Nickel  
Plated  
Brass



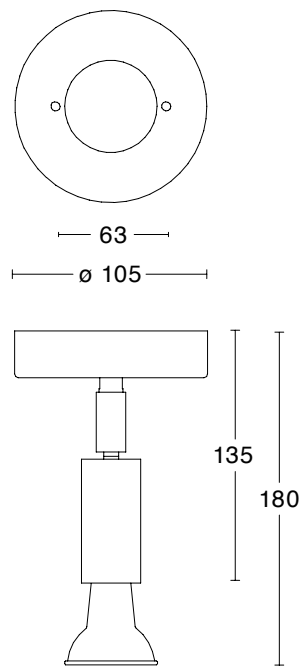
Rough Brass

# Specifications

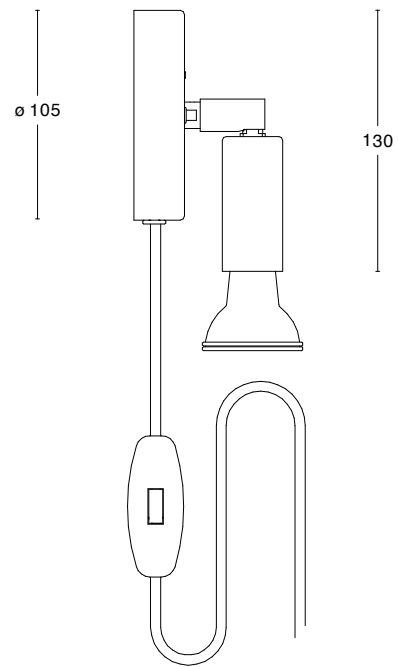
## TECHNICAL SPECIFICATION

Designer	Jonas Bohlin
Electrical data	Class I IP20 230V, Class II IP20 230V
Description	Hardwired or with external cable
Connection	2,5 m cable plug included or terminal block 3x2.5 mm <sup>2</sup> with option for further extensions
Mounting	Fixed or cable included
Lightsource	1 x LED E14 2700 K 350 lm CRI>90 , 1 x LED E14 2700K 470lm CRI>80
Socket	E14
Weight	1 kg
Volume	0.01 m <sup>3</sup>

# Dimensions



Hard Wired



External Cable





# Star 1

Star is a modern classic among lamps – the perfect representative for designer Jonas Bohlin's maxim, "function, innovation and personality".



White  
Structure  
RAL 9016



Black  
Structure  
RAL 9005



Raw Steel



Rough  
Copper



Nickelplated  
Brass



Rough Brass

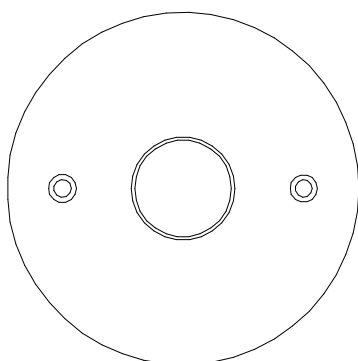


# Specifications

## TECHNICAL SPECIFICATION

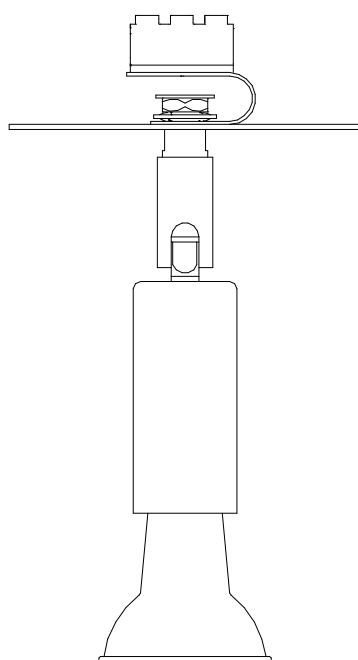
Designer	Jonas Bohlin
Electrical data	Class I IP20 230V
Description	Recessed mounting into wall/ceiling outlet. Diameter 70 mm
Connection	Fixed mounting
Mounting	Fixed
Lightsource	1 x LED E14 2700 K 350 lm CRI>90 , 1 x LED E14 2700K 470lm CRI>80
Socket	E14
Weight	1 kg
Volume	0.01 m <sup>3</sup>

# Dimensions



—  $\varnothing$  100 —

— c-c 70 —



130

175



# Star 1

Star is a modern classic among lamps and the perfect representation of designer Jonas Bohlin's maxim, "function, innovation, and personality". Star works equally well as a single source of light or as part of a larger constellation arranged in straight lines or circles.



White RAL  
9010



Black  
Structure  
RAL 9005



Raw Steel



Rough  
Copper



Nickleplated  
Brass



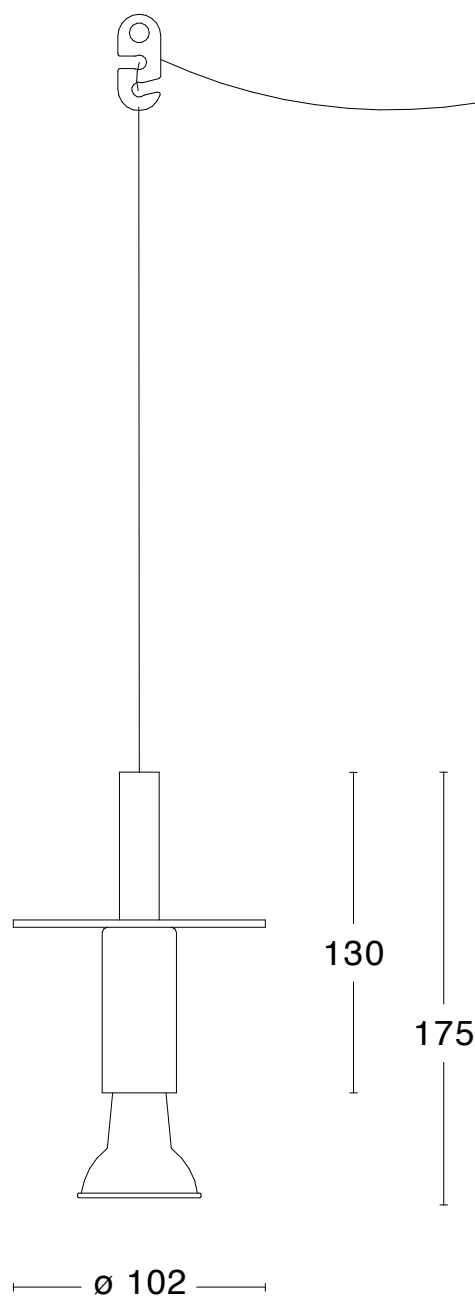
Rough Brass

# Specifications

## TECHNICAL SPECIFICATION

Designer	Jonas Bohlin
Electrical data	Class II IP20 230V
Description	Powder coated white, black, raw copper, raw brass, raw steel or nickel plated brass
Connection	1, 4 m textile cord. Ceiling plug not included
Mounting	Hook in ceiling
Lightsource	1 x LED E14 2700 K 350 lm CRI>90
Socket	E14
Weight	1 kg
Volume	0.01 m <sup>3</sup>

# Dimensions





# Stardust

Stardust is an impressive and elegant chandelier available in three sizes. A thin and elegant construction in raw brass and clear glass creates an amazing up and downlight experience.



Natural Oxidized Brass

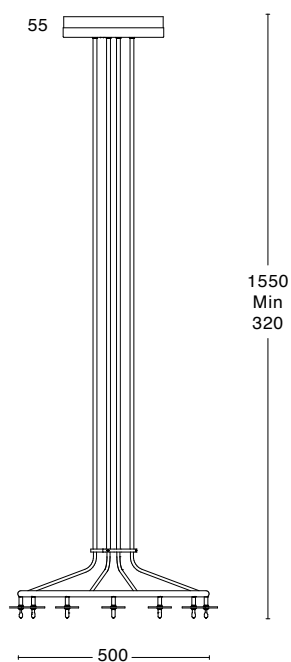
# Specifications

## TECHNICAL SPECIFICATION

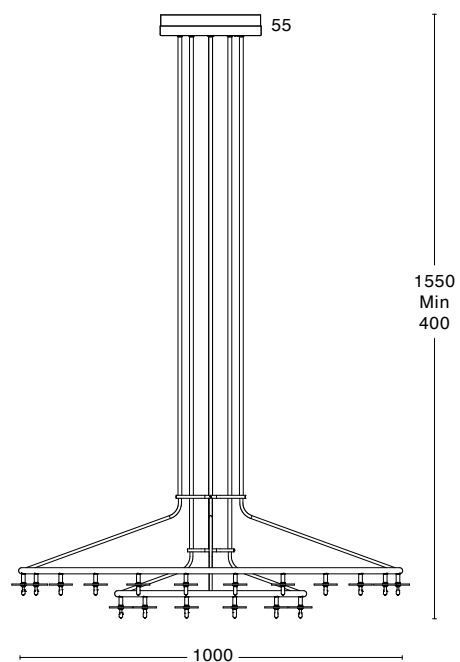
Designer	Örsjö
Electrical data	Class I IP20 230V
Description	Natural oxidised brass and clear glass. 12,36 or 72 light spots. Height of ceiling pipes can be adjusted according to specification
Connection	Fixed mounting
Mounting	Fixed installation to the ceiling
Lightsource	12 x LED G4 2700K 100lm CRI>80 (Included)
Socket	GU4



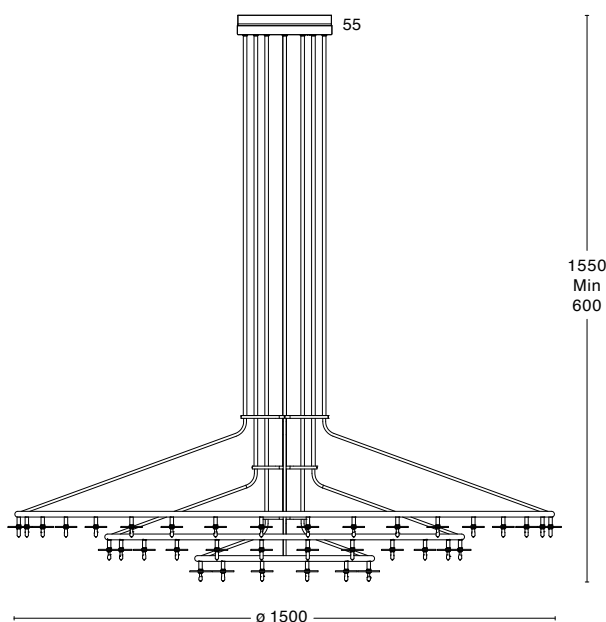
# Dimensions



1



2



3

For more info, visit our website



# Streck

“Part of the way I work is very involved in how we look at things – as if we are always on a visit to a museum. Streck is the result of this – the essence of a particular type of fitting I have always loved.” says Joel Karlsson.



White RAL 9016



Warm Grey RAL  
7032



Pine Green RAL  
6028



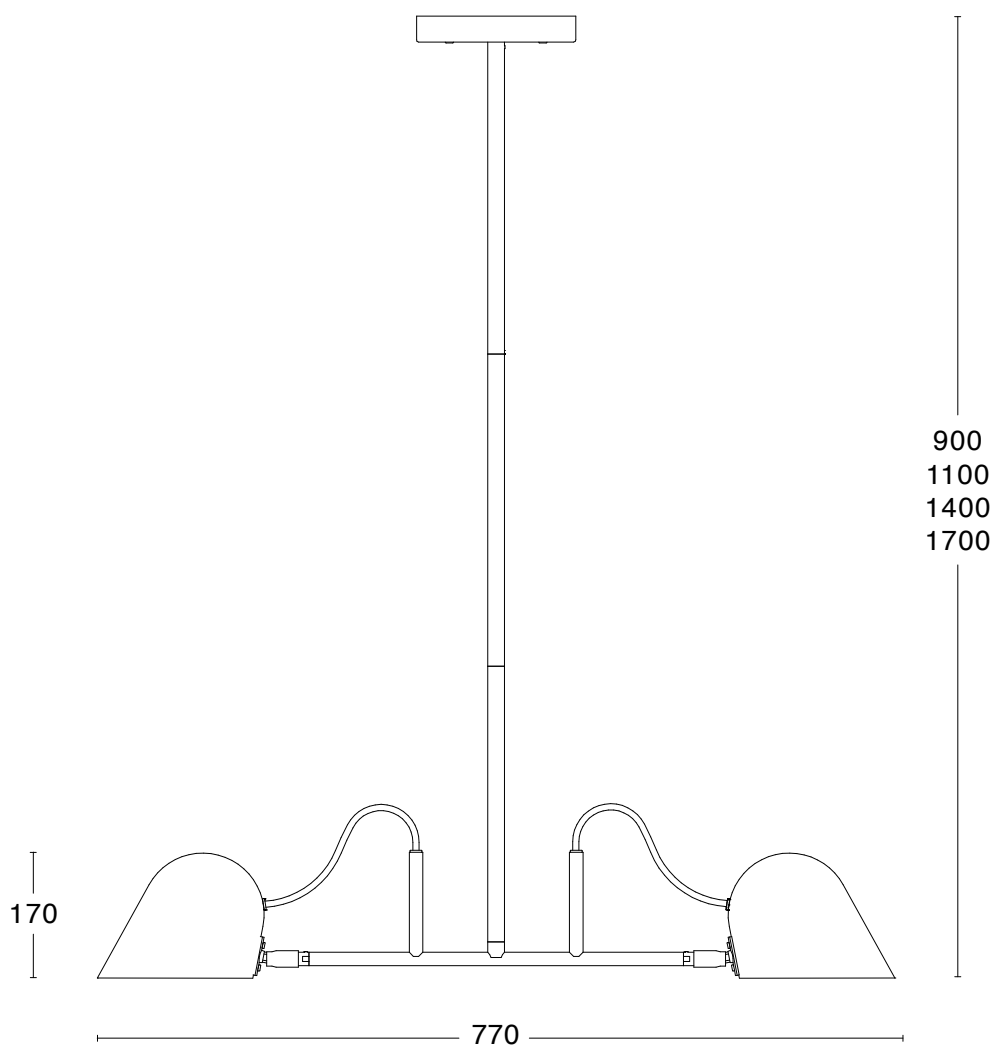
Black RAL 9005

# Specifications

## TECHNICAL SPECIFICATION

Designer	Joel Karlsson
Electrical data	Class I IP20 230V
Description	Powder coated steel, ceiling cup, suspended with powder coated steel pipes in fixed lengths: 900mm, 1100 mm, 1400 mm eller 1700 mm
Connection	Fixed mounting
Mounting	Fixed installation to the ceiling
Lightsource	2 x Integrated LED 2700K 660lm CRI>80 (Included)

# Dimensions





# Streck

"Part of the way I work is very involved in how we look at things – as if we are always on a visit to a museum. Streck is the result of this – the essence of a particular type of fitting I have always loved. With just a few, very carefully selected lines, the Streck family has been given a long life," says Joel Karlsson



White RAL 9016



Warm Grey RAL  
7032



Pine Green RAL  
6028



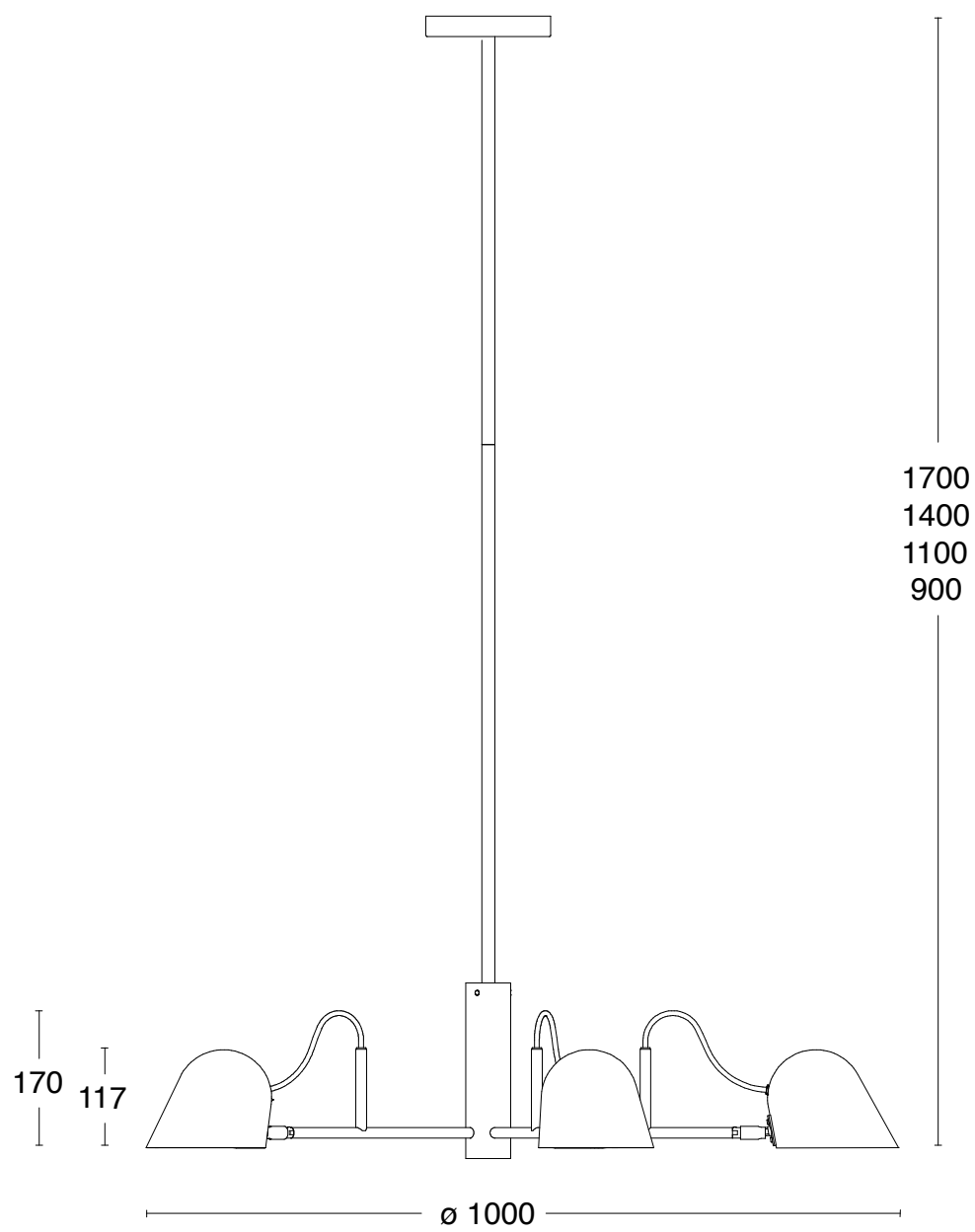
Black RAL 9005

# Specifications

## TECHNICAL SPECIFICATION

Designer	Joel Karlsson
Electrical data	Class I IP20 230V
Description	Powder coated steel, ceiling cup, suspended with powder coated steel pipes in fixed lengths: 900mm, 1100 mm, 1400 mm or 1700 mm
Connection	Fixed mounting
Mounting	Fixed installation to the ceiling
Lightsource	5 x Integrated LED 2700K 660lm CRI>80 (Included), 1 x Integrated LED 2700K 170lm CRI>90 (Included)
Weight	10 kg
Volume	0.4 m <sup>3</sup>

# Dimensions







# Streck

“Part of the way I work is very involved in how we look at things – as if we are always on a visit to a museum. Streck is the result of this – the essence of a particular type of fitting I have always loved.



White RAL 9016



Warm Gray RAL  
7032



Pine Green RAL  
6028



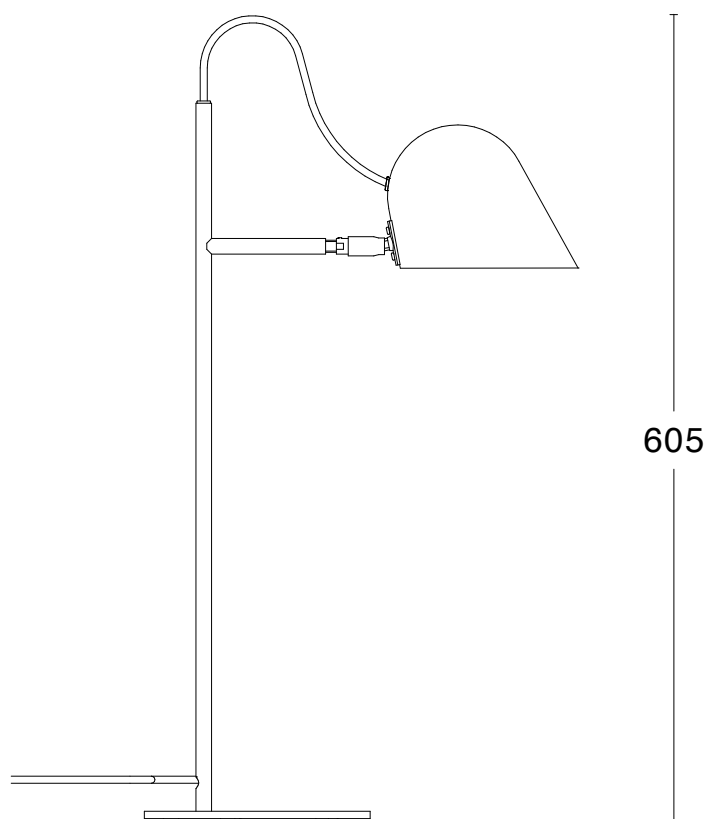
Black RAL 9005

# Specifications

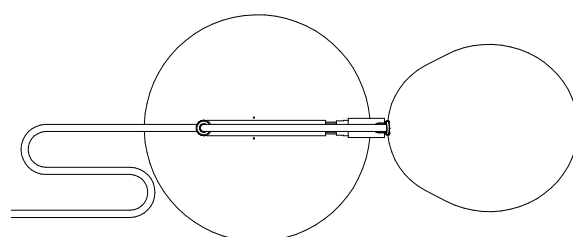
## TECHNICAL SPECIFICATION

Designer	Joel Karlsson
Electrical data	Class I IP20 230V
Description	Switch inside shade. Adjustable shade
Connection	2 m textile cable, plug included
Lightsource	1 x Integrated LED 2700K 660lm CRI>80 (Included)
Weight	5 kg

# Dimensions



—  $\varnothing$  200 —



— 365 —



# Streck

“Part of my work is thinking about how we look at things—as though we are always visiting a museum. Streck is the result of this process, and is the essence of a particular type of fitting I have always loved,” says Joel Karlsson.



White RAL 9016



Warm Gray RAL  
7032



Pine Green RAL  
6028



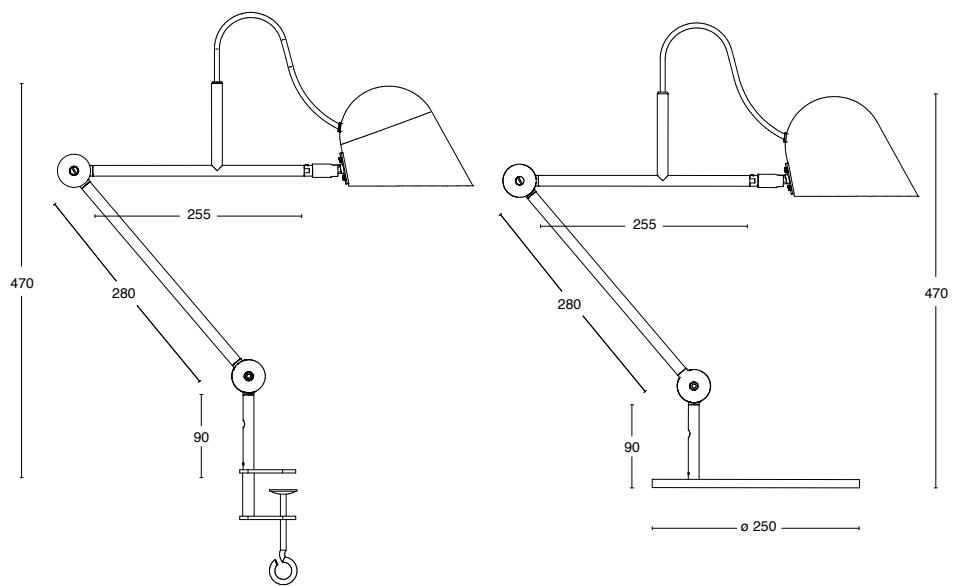
Black RAL 9005

# Specifications

## TECHNICAL SPECIFICATION

Designer	Joel Karlsson
Electrical data	Class II IP20 230V
Description	Powder-coated steel with brass details. Clamp max 55 mm. Switch inside shade. Adjustable shade and arms.
Connection	2 m textile cable, plug included
Lightsource	1 x Integrated LED 2700K 660lm CRI>80 (Included)
Weight	5 kg

# Dimensions



With Clamp





# Streck

"Part of the way I work is very involved in how we look at things – as if we are always on a visit to a museum. Streck is the result of this – the essence of a particular type of fitting I have always loved.



White RAL 9016



Warm Gray RAL  
7032



Pine Green RAL  
6028



Black RAL 9005

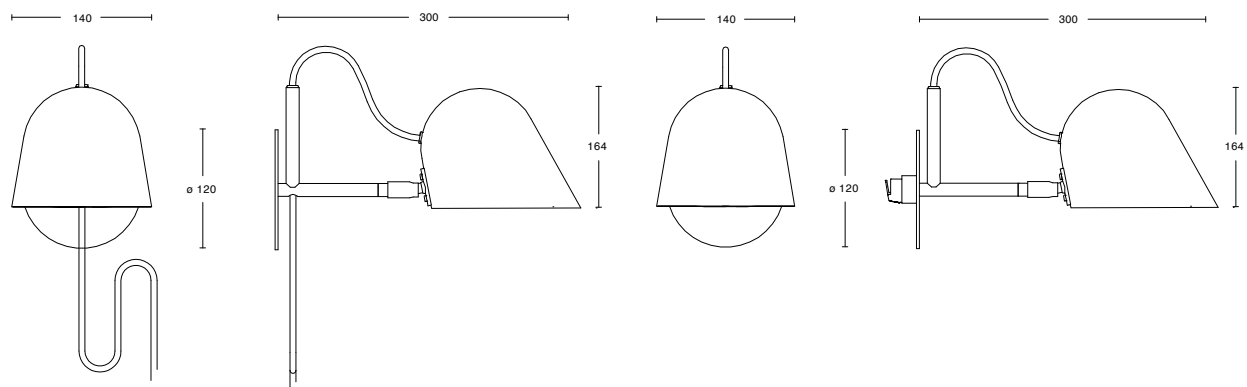


# Specifications

## TECHNICAL SPECIFICATION

Designer	Joel Karlsson
Electrical data	Class I IP20 230V
Description	Powder coated steel with details in brass. Switch inside shade. Adjustable shade
Connection	2,5 m textile cord, switch and plug included or hard wired
Mounting	Fixed or cable included
Lightsource	1 x Integrated LED 2700K 660lm CRI>80 (Included)
Weight	2 kg

# Dimensions



External Cable

Hard Wired



# Streck

“Part of the way I work is very involved in how we look at things – as if we are always on a visit to a museum. Streck is the result of this – the essence of a particular type of fitting I have always loved.



White RAL 9016



Warm Grey RAL  
7032



Pine Green RAL  
6028



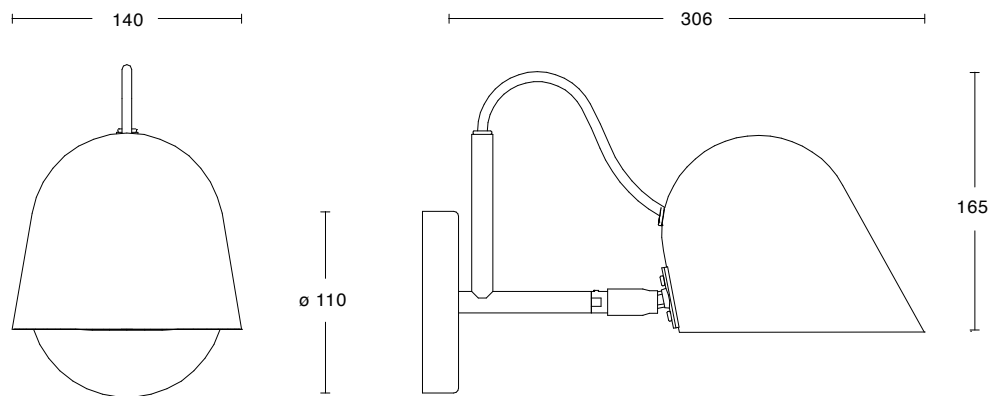
Black RAL 9005

# Specifications

## TECHNICAL SPECIFICATION

Designer	Joel Karlsson
Electrical data	Class I IP20 230V
Description	Switch inside shade. Adjustable shade. Housing
Connection	Fixed mounting
Mounting	Fixed installation to the wall
Lightsource	1 x Integrated LED 2700K 660lm CRI>80 (Included)
Weight	2 kg

# Dimensions



Hard Wired With Housing



# Streck

“Part of the way I work is very involved in how we look at things – as if we are always on a visit to a museum. Streck is the result of this – the essence of a particular type of fitting I have always loved.



White RAL9016



Warm Gray  
RAL7032



Black RAL9005



Pine Green RAL  
6028

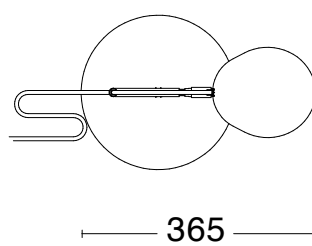

# Specifications

## TECHNICAL SPECIFICATION

Designer	Joel Karlsson
Electrical data	Class I IP20 230V
Description	Switch inside shade. Adjustable shade
Connection	2 m textile cable, plug included
Lightsource	1 x Integrated LED 2700K 660lm CRI>80 (Included)
Weight	9 kg



# Dimensions





# Stripe

Egnell Allard's Stripe was developed with an eye on creating a soft, flattering light for bathrooms. Utilizing brass, the light blends classic material elegance, with a contemporary strip light form.



Rough Brass



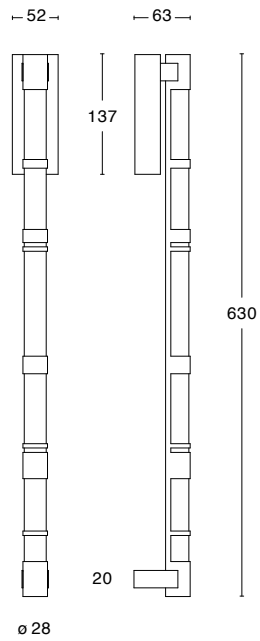
Rough Brass

# Specifications

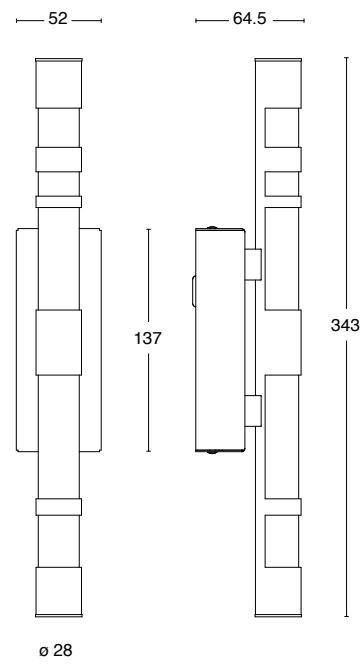
## TECHNICAL SPECIFICATION

Designer	Egnell Allard
Electrical data	Class I IP44 230V
Description	Produced in rough brass with a diffuser in opal acrylic. Comes in two sizes
Connection	Fixed mounting
Mounting	Fixed installation to the wall
Lightsource	1 x 5,8W LEDstrip 2700K 600lm CRI90 24V trafo incl (Included)

# Dimensions



Large



Small



# Sun

Sun is a wall light designed with an integrated light source that brings a soft indirect light. "Our inspiration is the rise and set of the sun and we want to combine shapes and forms that often is seen i the bathroom. Like round mirrors and square tile", Addi says



White Structure  
RAL 9016



Black Structure  
RAL 9005



Raw Brass



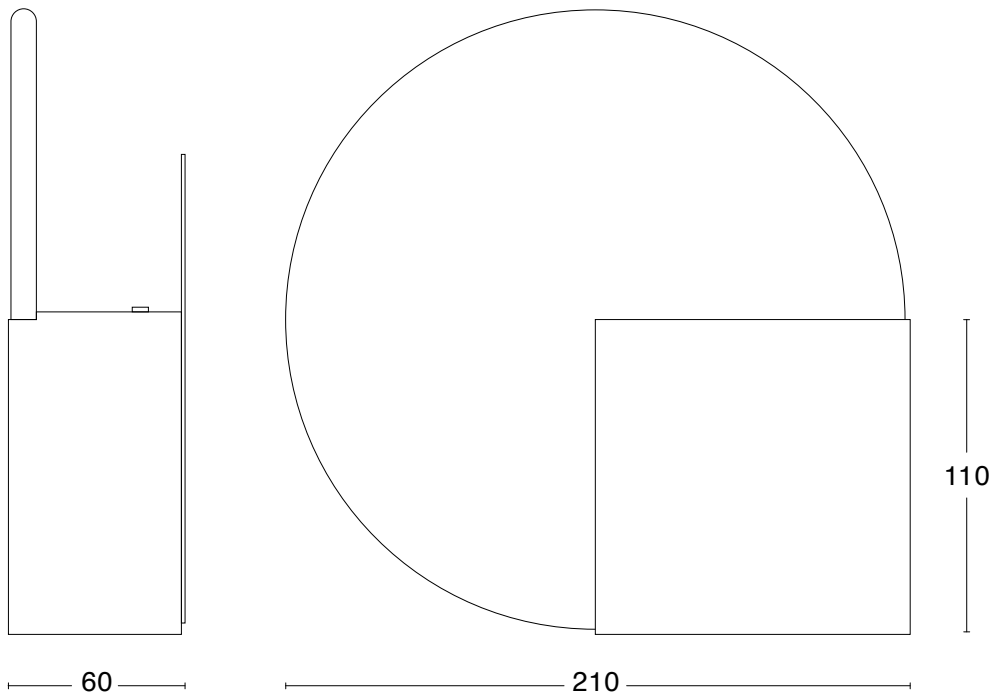
Raw Copper

# Specifications

## TECHNICAL SPECIFICATION

Designer	Addi
Electrical data	Class I IP44 230V
Description	Matt brushed glass in combination with brass or painted steel
Connection	Fixed mounting
Mounting	Fixed installation to the wall
Lightsource	1 x Integrated LED 2700K 950lm CRI>90 (Included)

# Dimensions







# Talk

Talk is an ingeniously designed series of lamps with a shape that is reminiscent of a flashlight. Exclusive detailing adds genuine style to the lamp's otherwise light-hearted expression.

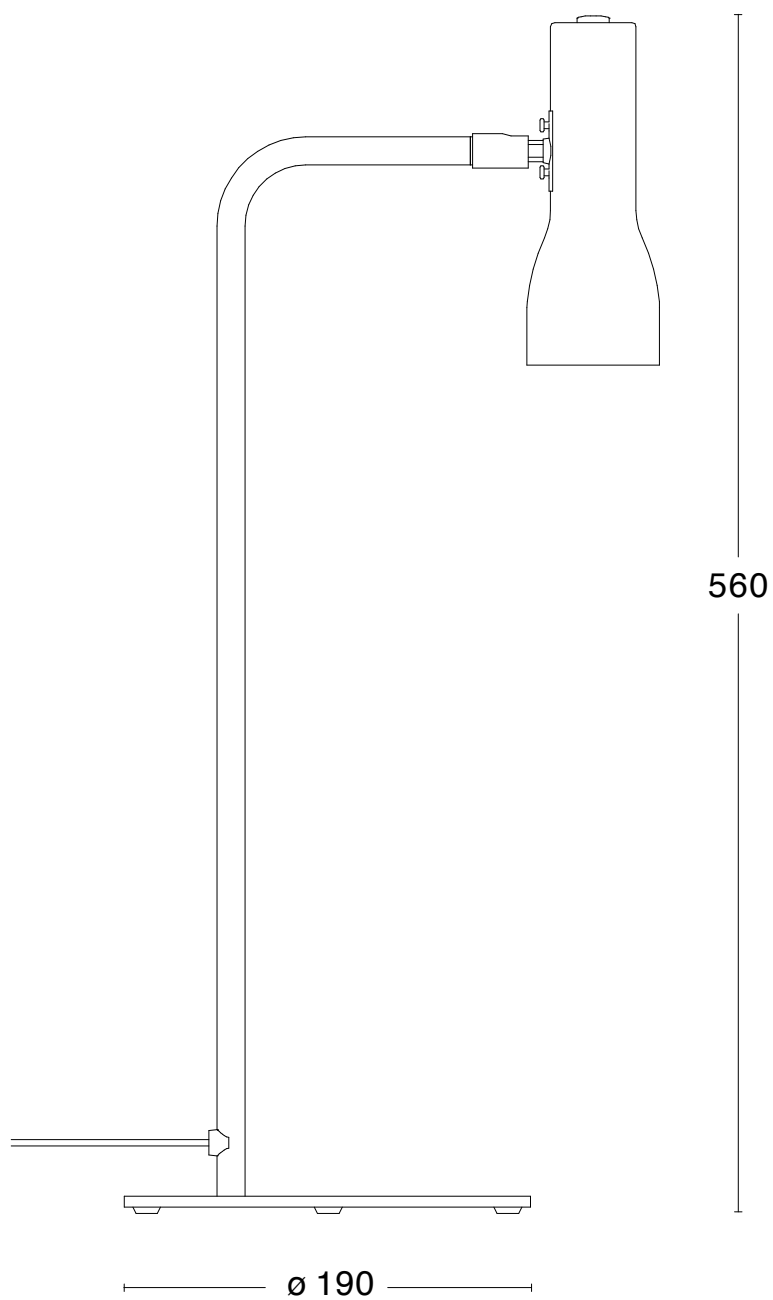


# Specifications

## TECHNICAL SPECIFICATION

Designer	Marge Arkitekter
Electrical data	Class II IP20 230V
Description	Powder coated finish with leather detail attached on the adjustable shade. Switch placed on shade
Connection	2,5 m cable, plug included
Lightsource	1 x LED GU10 2700K 350lm CRI>90 (Included)
Socket	GU10
Weight	3 kg
Volume	0.1 m <sup>3</sup>

# Dimensions





# Talk

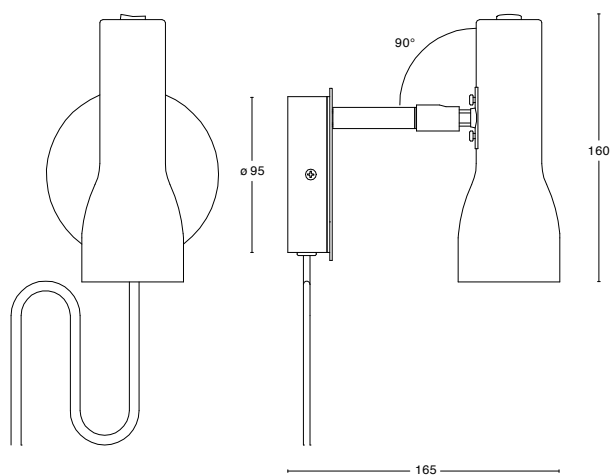
Talk is an ingeniously designed series of lamps with a shape that is reminiscent of a flashlight. Exclusive detailing adds genuine style to the lamp's otherwise light-hearted expression.

# Specifications

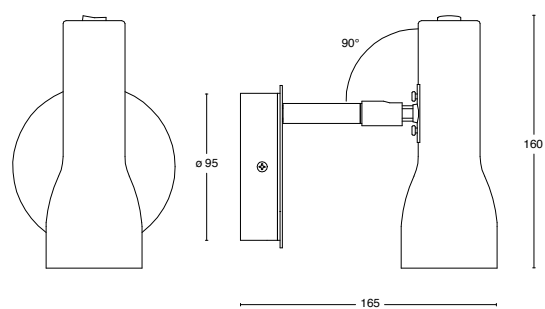
## TECHNICAL SPECIFICATION

Designer	Marge Arkitekter
Electrical data	Class II IP20 230V
Description	Powdercoated finish with leather detail attached on the adjustable shade. Switch placed on the shade
Connection	2,5 m cable, plug included
Lightsource	1 x LED GU10 2700K 350lm CRI>90 (Included)
Socket	GU10
Weight	2 kg
Volume	0.02 m <sup>3</sup>

# Dimensions



External Cable



Hard Wired



# Talk

Talk is an ingeniously designed series of lamps with a shape that is reminiscent of a flashlight. Exclusive detailing adds genuine style to the lamp's otherwise light-hearted expression.



White RAL9016



Black Structure  
RAL9005




# Specifications

## TECHNICAL SPECIFICATION

Designer	Marge Arkitekter
Electrical data	Class II IP20 230V
Description	Powdercoated finish with leather detail attached on the adjustable shade. Switch placed on shade
Connection	2 m cable, plug included
Lightsource	1 x LED GU10 2700K 350lm CRI>90 (Included)
Socket	GU10
Weight	6 kg
Volume	0.16 m <sup>3</sup>

# Dimensions





# Tell

Tell is the result of a new and exciting cooperation between Örsjö and the Swedish design trio Addi. Tell is designed for the working space, the conference room or why not the reception area.



White Structure  
RAL 9016



Black Structure  
RAL 9005



Rough Copper



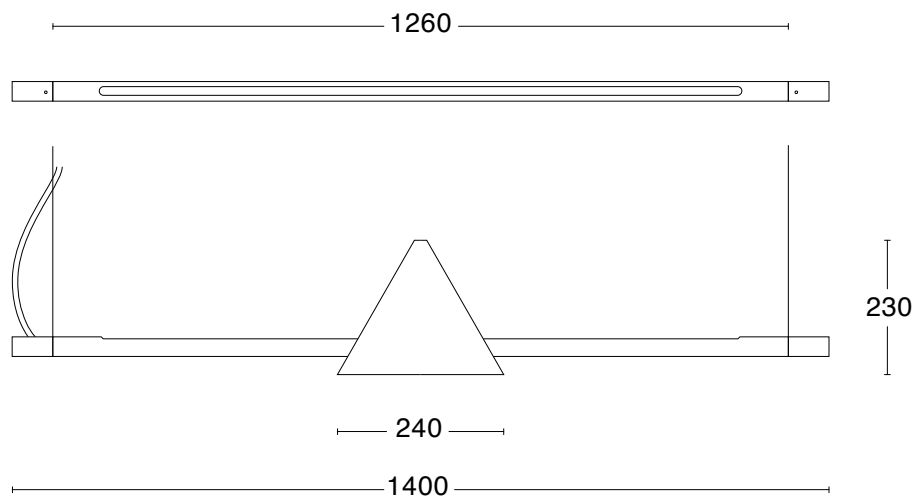
Rough Brass

# Specifications

## TECHNICAL SPECIFICATION

Designer	Addi
Electrical data	Class I IP20 230V
Description	Cone is sold separately. Choose cones and combine as you wish. Wire suspension included
Connection	2 m textile cable, ceiling plug not included
Mounting	Wire lock, mounted with a screw in the ceiling
Lightsource	1 x LED T8/G13 3000K 2900lm CRI>90 (Included)
Socket	G13
Weight	3 kg
Volume	0.03 m <sup>3</sup>

# Dimensions





# Terrace

The chandelier Terrace is crafted out of punched waste strips generated when producing the pendant Star 1. With its light graphic expression Terrace gives the room its own space, and we show that with the help of good craftsmanship and design, we can use our resources more efficiently

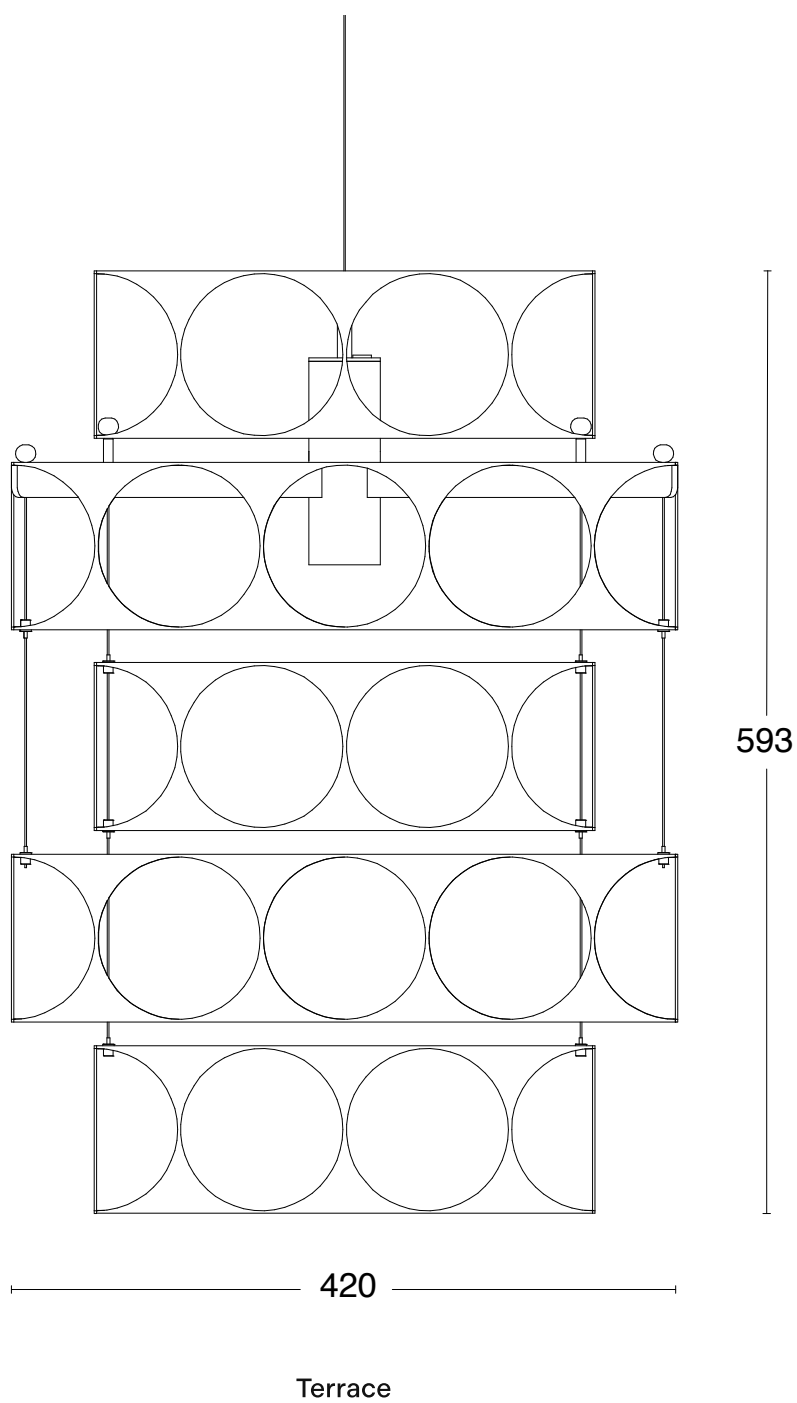
# Specifications

## TECHNICAL SPECIFICATION

Designer	Louise Hederström
Electrical data	Class I IP20 230V
Description	Upcycled chandelier in raw brass, crafted from leftover material in the ordinary production
Connection	3 m transparent cable. Plug not included
Mounting	Wire with adjustable loop, hook needed
Lightsource	1 x Unison, Led HG Opal 100glob, E27 2700 K, 680LM Dimmable
Socket	E27



# Dimensions





# The Crown

The Crown by artist Malin Mena is a blown-glass chandelier that pushes at the limits of material possibility. Assembled from chains of blown-glass bulbs that are suspended around an underlying metal structure, The Crown is an amphora-shaped chandelier that glows with a soft, verdigris light.



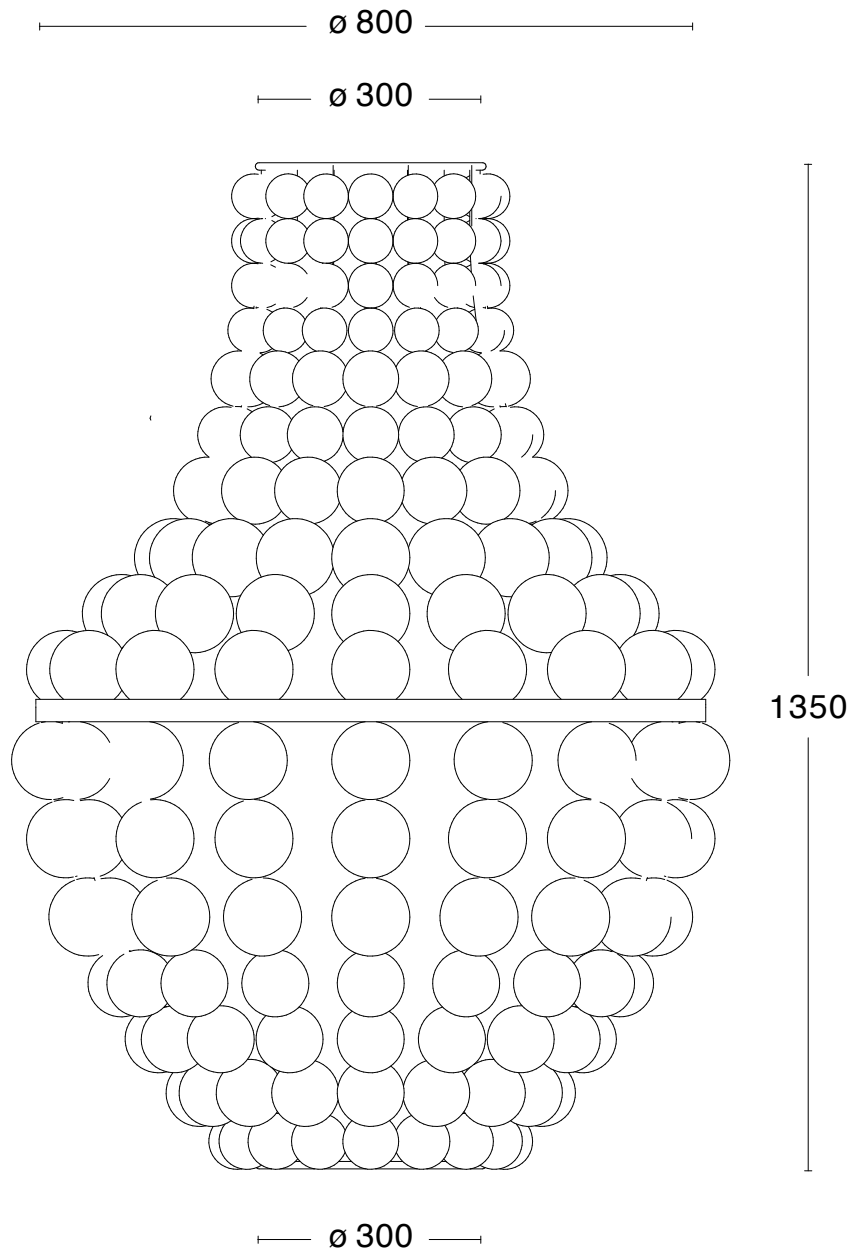
Stainless Steel, Glass

# Specifications

## TECHNICAL SPECIFICATION

Designer	Malin Mena
Electrical data	Class II IP20 230V
Description	Frame made in stainless steel, hand blown glass bulbs in green, smoked and clear glass. Mounted with 4 wire cables, 1 m each. Driver included
Connection	Fixed mounting
Mounting	Wire suspension included
Lightsource	2 x 27W Sideview LED-strip IP67 2700K 24V CRI90 1120lm/m l=2850mm (Included)

# Dimensions





# Tratten

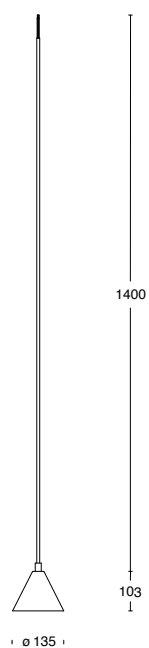
Tratten was designed by Hans-Agne Jakobsson in the 1960s and has become a true classic. The pendant is an indoor version in two sizes with the same dimensions and classic design. Updated with the latest LED technique.

# Specifications

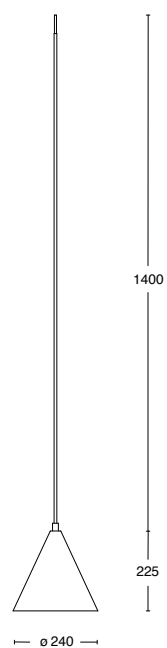
## TECHNICAL SPECIFICATION

Designer	Hans-Agne Jakobsson
Electrical data	Class I IP20 230V
Description	Pendant for indoor use. Raw copper or brass with textile cord
Connection	1, 4 m textile cord. Ceiling plug not included
Mounting	Hook in ceiling
Lightsource	1 x Integrated LED 2700K 660lm CRI>80 (Included)

# Dimensions



Small



Large



# Tratten

Tratten was designed by Hans-Agne Jakobsson in the 1960s and has become a true classic. Today, many of his objects are considered collectable.



Rough Copper



Hot Dip Galvanized  
Steel



Rough Brass

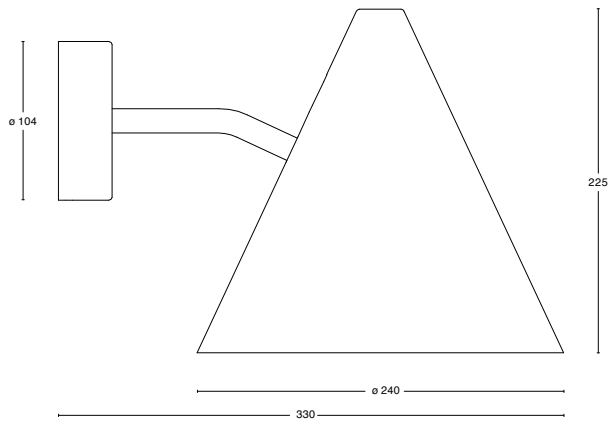


# Specifications

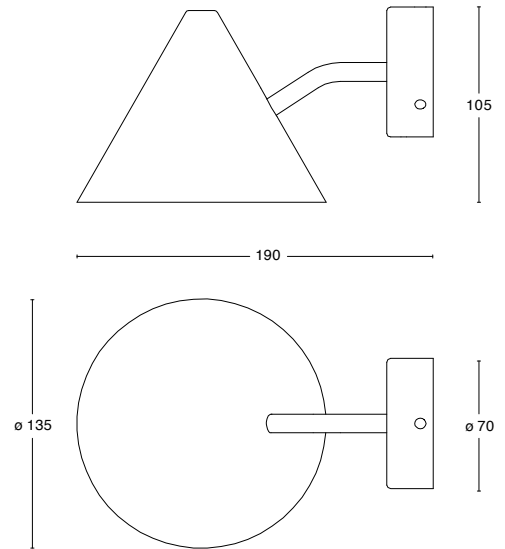
## TECHNICAL SPECIFICATION

Designer	Hans-Agne Jakobsson
Electrical data	Class I IP23 230V
Description	Brass, copper or galvanized steel
Connection	Fixed mounting
Mounting	Fixed installation to the wall
Lightsource	1 x LED E27 2700K 806lm CRI>80 , null x Integrated LED 2700K 600lm CRI>90 (Included)
Socket	E27
Weight	3 kg
Volume	0.05 m <sup>3</sup>

# Dimensions



Large



Small



# Vinge

The distinctive wing to which the lamp owes its name, is a dimmer in lacquered metal or solid brass that rotates around its own axis, almost irresistible in inviting and enticing interaction.



White Structure  
RAL9016



Rowanberry RAL 2002



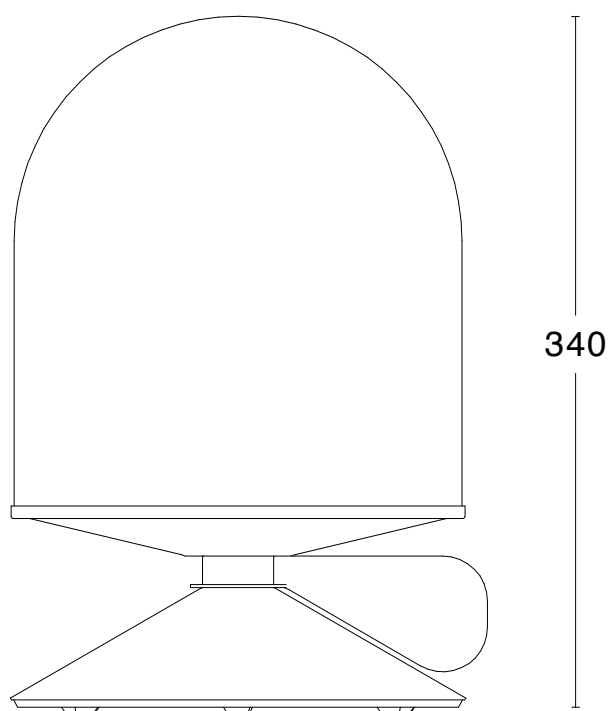
Black Structure  
RAL9005

# Specifications

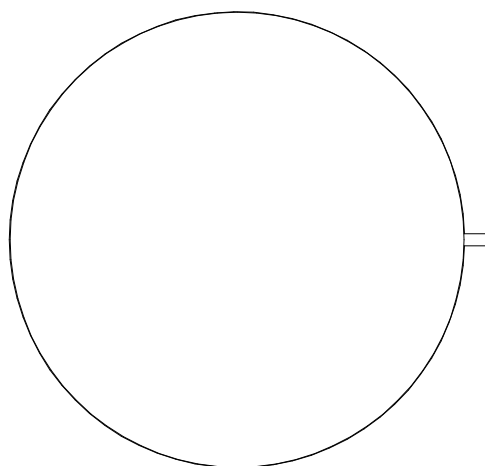
## TECHNICAL SPECIFICATION

Designer	Note Design Studio
Electrical data	Class II IP20 230V
Description	Powder coated frame with dimmer handle in solid brass or powder coated steel. Integrated LED
Connection	2,5 m textile cord plug included
Lightsource	1 x Integrated LED 2700K 2400lm CRI>90 (Included)
Weight	7 kg
Volume	0.09 m <sup>3</sup>

# Dimensions



ø 224





# Visir

Visir table lamp is an homage to the classic portable oil lamp. New LED technology and an efficient rechargeable battery make it possible to design and create neat and beautiful lamps again.



White RAL 9010



Black RAL 9005



Rough Copper



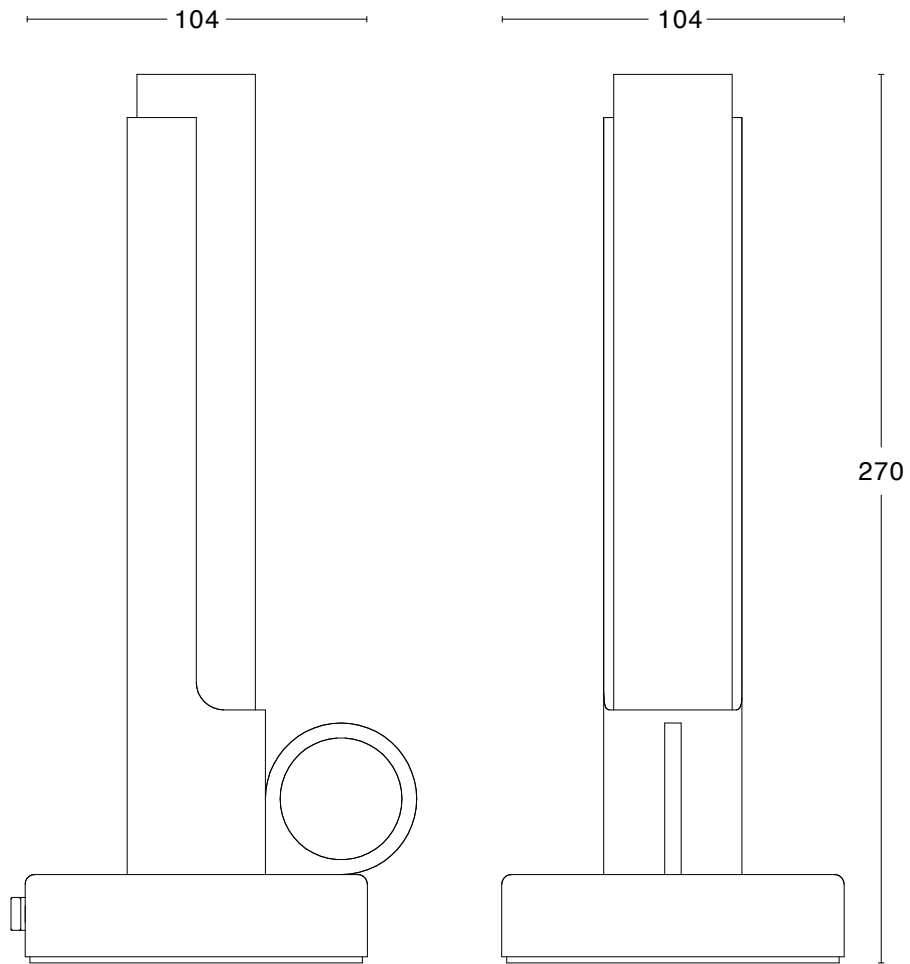
Rough Brass

# Specifications

## TECHNICAL SPECIFICATION

Designer	Pierre Sindre
Electrical data	Class III IP20 12V
Description	Portable lamp with wireless Qi charging. Max 6 hours operation. Charger is sold separately
Connection	Inductive/wireless with Qi compatible
Lightsource	1 x Integrated LED 3000K 156lm CRI>90 (Included)
Weight	1 kg

# Dimensions







# Visir Ambience

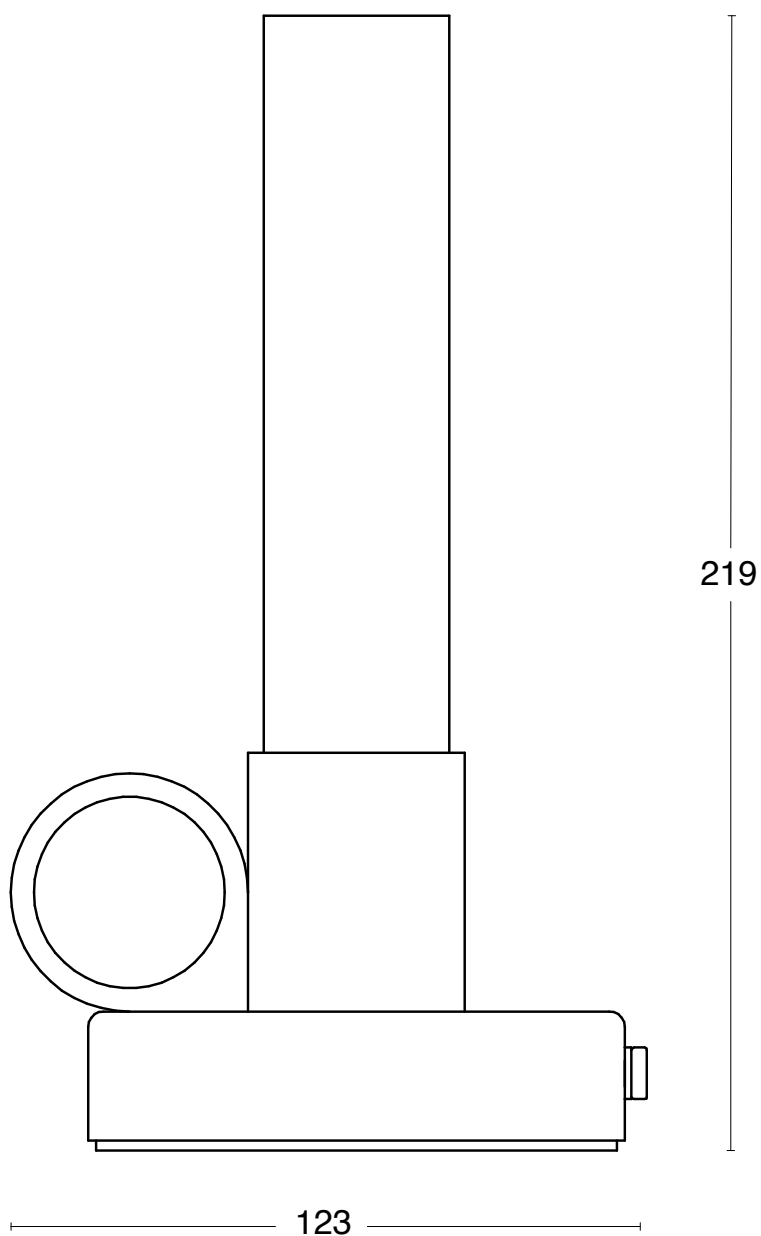
Ambience is the sibling of Visir table lamp. The idea with the lamp is to create a cozy atmosphere around the lamp, like in a Rembrandt painting. A lamp to gather around. A lamp that feels safe. A lamp that encourages meetings between people.

# Specifications

## TECHNICAL SPECIFICATION

Designer	Pierre Sindre
Electrical data	Class III IP20 12V
Description	Portable lamp with wireless Qi charging. Max 6 hours operation. Charger is sold separately. Dimmable
Lightsource	1 x Integrated LED 3000K 156lm CRI>90 (Included)
Weight	1 kg

# Dimensions



Visir Ambience



# Visir

Designed to function as a fixed sconce, Visir is Sindre's homage to a forgotten typology. Visir's diffuse light creates softly glowing coronas as the metal hood reflects light backwards onto the wall.



White RAL 9016



Black RAL 9005



Rough Copper



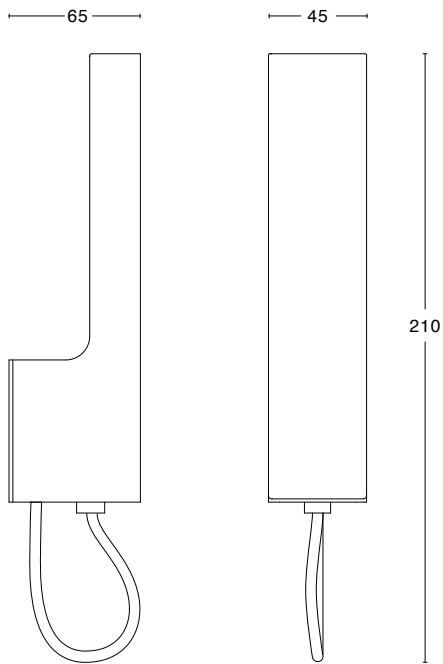
Rough Brass

# Specifications

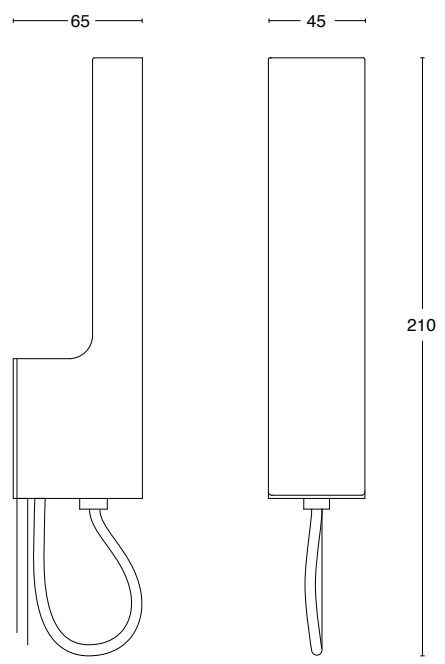
## TECHNICAL SPECIFICATION

Designer	Pierre Sindre
Electrical data	Class I IP20 230V
Description	2W LED module. Light reflects towards the wall from the bent cover plate. Black textile cord
Connection	2,5 m textile cord, switch and plug included or hard wired
Mounting	Fixed or cable included
Lightsource	1 x Integrated LED 3000K 150lm CRI>90 (Included)
Weight	1 kg

# Dimensions



Hard Wired



External Cable



# Visir Multi Charger

Visir Multi charger provides full charging power for up to six Visir table lamps simultaneously. Connect the charging station to the socket and charge your lamps all at the same time. Designed by Pierre Sindre in raw brass and black MDF.



Raw Brass

# Specifications

## TECHNICAL SPECIFICATION

Designer	Pierre Sindre
Electrical data	Input 5V/2A, 9V/1.67A DC
Description	Including hub and chargers for 6 lamps. Size: 400mm x 290mm x 20mm
Connection	2 m cable, plug included



# Dimensions

